







# DRY LINING




# CONTENTS


## DRY LINING PRODUCTS

		Pg
<b>PLASTERBOARDS</b>		<b>3-5</b>
Standard Boards		3
Performance Boards		3-4
Thermal Laminates		4
Specialist Boards		5
<b>ACCESSORIES &amp; FINISHING PRODUCTS</b>		<b>6-7</b>
<b>PLASTERS &amp; PLASTER ACCESSORIES</b>		<b>8</b>
<b>METAL PRODUCTS</b>		<b>9-11</b>

		Pg
<b>PLASTERBOARDS</b>		<b>12-13</b>
Standard Boards		12
High Performance Boards		12
Specialist Boards		13
Insulating Laminates		13
<b>ANCILLARIES &amp; JOINTING PRODUCTS</b>		<b>13-14</b>
<b>METAL SECTIONS</b>		<b>15-16</b>

		Pg
<b>PLASTERBOARDS</b>		<b>17-18</b>
Standard Boards		17
Performance Boards		17
Thermal Laminates		18
Specialist Boards		18
<b>ADHESIVES &amp; FINISHING PRODUCTS</b>		<b>19-20</b>
<b>METALS</b>		<b>21-22</b>



		Pg
<b>METAL COMPONENTS</b>		<b>23-24</b>
<b>ALUMINIUM TRIMS</b>		<b>25</b>
<b>BEADS &amp; MESH</b>		<b>26</b>
<b>FIXINGS</b>		<b>27-28</b>
<b>JOINTING PRODUCTS</b>		<b>29</b>
<b>SEALANTS &amp; ADHESIVES</b>		<b>30</b>
<b>ACCESSORIES</b>		<b>31</b>
Speedline Acoustic Firecaps		31
Speedline Putty Pads		31
Speedline Chipboard		31
Speedline Protection Board		31
Speedline Breathable Membrane		31
<b>SPECIALIST BOARDS</b>		<b>32</b>
Fermacell Dry Lining Range		32
Tile Backer Boards Range		32

## ADDITIONAL PRODUCTS & ACCESSORIES

<b>EXTERNAL RENDERS</b>	<b>33-34</b>
Weber	33
K Rend	34

<b>ADDITIONAL PRODUCTS</b>	<b>35</b>
Stainless Steel Fixing Channels & Accessories	35
Chipboard	35
Temporary Site Protection	35
Plywood / OSB	35

## PRODUCT APPLICATION GUIDES

<b>FIXINGS</b>	<b>36</b>
<b>ALUMINIUM TRIMS</b>	<b>37</b>
<b>BEADS &amp; MESH</b>	<b>38-39</b>

# PLASTERBOARDS

3

## STANDARD BOARDS

GYPROC WALLBOARD			
SIG REFERENCE	THICKNESS (mm)	WIDTH (mm)	£ PRICE (per m <sup>2</sup> )
74010 T.E / 74015 S.E	9.5	900	6.71
74010 T.E / 74015 S.E	9.5	1200	5.89
74010 T.E / 74015 S.E	12.5	900	6.66
74010 T.E / 74015 S.E	12.5	1200	5.82
74010	15	900	8.12
74010 T.E / 74015 S.E	15	1200	7.06

GYPROC WALLBOARD 4TE			
SIG REFERENCE	THICKNESS (mm)	WIDTH (mm)	£ PRICE (per m <sup>2</sup> )
Designed for use in high specification public spaces which feature large wall and ceiling surfaces, and are subject to strong, direct lighting.			
74013	12.5	2400	10.03

GYPROC HANDIBOARD			
SIG REFERENCE	THICKNESS (mm)	WIDTH (mm)	£ PRICE (per m <sup>2</sup> )
74024	9.5	900	9.39
74024	12.5	600	11.19

GYPROC PLANK			
SIG REFERENCE	THICKNESS (mm)	WIDTH (mm)	£ PRICE (per m <sup>2</sup> )
74027	19	600	11.82

## PERFORMANCE BOARDS

GYPROC WALLBOARD TEN			
SIG REFERENCE	THICKNESS (mm)	WIDTH (mm)	£ PRICE (per m <sup>2</sup> )
74004	12.5	1200	6.98
A board with 10kg/m <sup>2</sup> mass for acoustic applications.			

GYPROC WALLBOARD DUPLEX			
SIG REFERENCE	THICKNESS (mm)	WIDTH (mm)	£ PRICE (per m <sup>2</sup> )
74052	12.5	900	10.17
74053 T.E / 74052 S.E	12.5	1200	8.85
74053	15	1200	10.85

GYPROC MOISTURE RESISTANT			
SIG REFERENCE	THICKNESS (mm)	WIDTH (mm)	£ PRICE (per m <sup>2</sup> )
74016	12.5	1200	9.37
74016	15	1200	11.21

GYPROC FIRELINE			
SIG REFERENCE	THICKNESS (mm)	WIDTH (mm)	£ PRICE (per m <sup>2</sup> )
74056	12.5	900	8.68
74056	12.5	1200	7.61
74056	15	900	10.42
74056	15	1200	9.11

GYPROC FIRELINE DUPLEX			
SIG REFERENCE	THICKNESS (mm)	WIDTH (mm)	£ PRICE (per m <sup>2</sup> )
74056	12.5	1200	11.69

GYPROC FIRELINE MR			
SIG REFERENCE	THICKNESS (mm)	WIDTH (mm)	£ PRICE (per m <sup>2</sup> )
74055	12.5	1200	11.87
74055	15	1200	13.22

GYPROC COREBOARD			
SIG REFERENCE	THICKNESS (mm)	WIDTH (mm)	£ PRICE (per m <sup>2</sup> )
74028	19	598	21.88

GYPROC SOUNDBLOC			
SIG REFERENCE	THICKNESS (mm)	WIDTH (mm)	£ PRICE (per m <sup>2</sup> )
74025	12.5	1200	9.14
74025	15	1200	10.91

# PLASTERBOARDS

## PERFORMANCE BOARDS CONTINUED

GYPROC SOUNDBLOC RAPID			
SIG REFERENCE	THICKNESS (mm)	WIDTH (mm)	£ PRICE (per m <sup>2</sup> )
Use in conjunction with GypWall rapid DB plus.			
74008	15	900	10.07
74008	15MR	900	14.73

GYPROC DURALINE			
SIG REFERENCE	THICKNESS (mm)	WIDTH (mm)	£ PRICE (per m <sup>2</sup> )
74019	15	1200	13.32

GYPROC ERGO900			
SIG REFERENCE	THICKNESS (mm)	WIDTH (mm)	£ PRICE (per m <sup>2</sup> )
Specially designed at 900mm wide to give enhanced manual handling properties.			
74021	12.5	2400	13.20

## THERMAL LAMINATES

GYPROC TRILINE			
SIG REFERENCE	THICKNESS (mm)	WIDTH (mm)	£ PRICE (per m <sup>2</sup> )
Gyproc WallBoard bonded to glass mineral wool.			
74005	52	900	28.99

GYPROC THERMALINE BASIC			
SIG REFERENCE	THICKNESS (mm)	WIDTH (mm)	£ PRICE (per m <sup>2</sup> )
Gyproc WallBoard bonded to expanded polystyrene.			
74039	22	1200	9.05
74039	30	1200	9.99
74039	40	1200	11.40

GYPROC THERMALINE PLUS			
SIG REFERENCE	THICKNESS (mm)	WIDTH (mm)	£ PRICE (per m <sup>2</sup> )
Gyproc WallBoard bonded to extruded polystyrene.			
74042	27	1200	14.25
74042	35	1200	16.07
74042	40	1200	17.90
74042	48	1200	19.77

GYPROC THERMALINE SUPER			
SIG REFERENCE	THICKNESS (mm)	WIDTH (mm)	£ PRICE (per m <sup>2</sup> )
Gyproc WallBoard bonded to phenolic foam.			
74047	30	1200	22.96
74047	40	1200	24.96
74047	50	1200	27.41
74047	60	1200	30.35
74047	65	1200	33.61
74047	70	1200	36.95
74047	80	1200	39.94
74047	90	1200	45.92

# PLASTERBOARDS

5

## SPECIALIST BOARDS

<b>GLASROC F FIRECASE</b>			
SIG REFERENCE	THICKNESS (mm)	WIDTH (mm)	£ PRICE (per m <sup>2</sup> )
39514	15	1200	22.19
39514	20	1200	26.32
39514	25	1200	32.66
39514	30	1200	36.89

<b>GLASROC F MULTIBOARD</b>			
SIG REFERENCE	THICKNESS (mm)	WIDTH (mm)	£ PRICE (per m <sup>2</sup> )
39515	6	1200	16.17
39515	10	1200	31.11
39515	12.5	1200	40.85

<b>GLASROC F SOFFITLINE</b>			
SIG REFERENCE	THICKNESS (mm)	WIDTH (mm)	£ PRICE (per m <sup>2</sup> )
39517	26	1200	19.54
39517	36	1200	23.40
39517	46	1200	26.41
39517	56	1200	32.12
39517	66	1200	37.09
39517	76	1200	41.93
39517	86	1200	52.65

<b>GLASROC F FLAMELINE</b>			
SIG REFERENCE	THICKNESS (mm)	WIDTH (mm)	£ PRICE (per m <sup>2</sup> )
39513	6	600	15.62
39513	10	600	30.05

<b>GYPROC RIGIDUR H</b>			
SIG REFERENCE	THICKNESS (mm)	WIDTH (mm)	£ PRICE (per m <sup>2</sup> )
High performance impact resistant gypsum board for use in the GypWall extreme system, giving high levels of sound insulation. Class 0 reaction to fire performance.			
74020	12.5	1200	12.25
74020	15	1200	15.10

BRITISH GYPSUM

# ACCESSORIES & FINISHING PRODUCTS

GYPROC COVE			
SIG REFERENCE	COMPONENT REFERENCE	LENGTH (mm)	£ PRICE (per LM)
Sold in full cartons only			
74043	100mm Cove White Liner Paper	3000	1.56
74043	127mm Cove Ivory Liner Paper	3000	1.54
74045	135mm Cornice	3000	1.89
74045	100mm Cornice Strips	2400	1.91
74045	25mm Cornice Battens	1200	0.91
GYPROC COVE ADHESIVE			
SIG REFERENCE			£ PRICE (per bag)
74095	5kg Bags Cove / Cornice Adhesive		5.90
74095	12.5kg Bags Cove / Cornice Adhesive		12.29
GYPROC SOUNDCOAT PLUS			
SIG REFERENCE			£ PRICE (per bag)
Gypsum based parge coat product, for increasing airtightness of masonry walls to optimise sound and thermal performance.			
74095			7.84
GYPROC DRI-WALL ADHESIVE			
SIG REFERENCE	SIZE		£ PRICE (per bag)
A general purpose gypsum based adhesive for use in British Gypsum DriLyner systems.			
74095	25kg		9.92
GYPROC SEALANT			
SIG REFERENCE	SIZE		£ PRICE (per cartridge)
A general purpose acrylic sealant and adhesive.			
74095	9 x 0.93L		15.13
74095	12 x 0.38L		8.57
SEALANT AND MASTIC GUN			
SIG REFERENCE			£ PRICE (per item)
A general purpose acrylic sealant and adhesive.			
74094	1 litre mastic gun U3		23.33
GYPROC READY MIX JOINT CEMENT			
SIG REFERENCE	SIZE		£ PRICE (per tub)
For mechanical jointing using Gyproc Speedtape machines - can also be used as a hand jointing finishing material.			
74095	12L tubs		23.74
GYPROC PROMIX™ LITE JOINT CEMENT			
SIG REFERENCE	SIZE		£ PRICE (per tub)
Lightweight ready mix jointing material for the finishing stage over Gyproc Joint Filler or for all stages with mechanical tools.			
74095	17L tubs		35.22
SANDING PAPER			
SIG REFERENCE			£ PRICE (per pack)
74094	Sanding Paper (Pack of 25)		10.87
GYPROC DRYWALL PRIMER / SEALER			
SIG REFERENCE	SIZE		£ PRICE (per tub)
74095	Primer 10L tubs		47.28
A specially formulated primer/sealer which provides vapour control and superior durable finish when applied in two coats.			
74095	Sealer 10L tubs		62.99
GYPROC JOINT CEMENT			
SIG REFERENCE	SIZE		£ PRICE (per bag)
An air drying powdered jointing material, designed for the finishing stage over Gyproc Joint Filler in hand jointing, or for all application stages with a mechanical jointing tool.			
74095	22.5kg bags		34.51
GYPROC JOINT FILLER			
SIG REFERENCE	SIZE		£ PRICE (per bag)
A gypsum based setting material for bulk and secondary filling of plasterboard joints. Designed for hand application, with 90 minutes working time.			
74095	12.5kg bags		11.73

# ACCESSORIES & FINISHING PRODUCTS

7

BRITISH GYPSUM

GYPROC FIRESTRIP				
SIG REFERENCE	LENGTH (mm)	NO. LENGTHS (per pack)	£ PRICE (per pack)	
A soft extruded linear gap sealer for use in deflection detail with GypWall, ShaftWall and Firewall systems.				
39533	3600	5	105.22	
GYPROC EASI-FILL				
SIG REFERENCE	SIZE	£ PRICE (per bag)		
A combined setting and air drying, gypsum based material for both bulk filling and finishing of joints. Application in only two coats. Easy to mix and sand, with 90 minutes working time (45 minutes for Easifill 45). A second (final) coat can be applied after 140 minutes (70 minutes for Easifill 45).				
74095	Easifill / Easifill 45	10kg bags	19.23	
GYPROC CORNER TAPE				
SIG REFERENCE				£ PRICE (per roll)
For external angle reinforcement in plasterboard constructions.				
74095	Box of 5 x 30m rolls			25.47
GYPROC CONTROL JOINT				
SIG REFERENCE	SIZE (mm)	£ PRICE (per carton)		
74095	3048	445.30		
GYPROC DRYWALL METAL ANGLE BEAD				
SIG REFERENCE	SIZE (mm)	£ PRICE (per 1m)		
41730	25 x 25	5.02		
GYPROC DRYWALL ARCHBEAD				
SIG REFERENCE	SIZE (mm)	£ PRICE (per 1m)		
41735	25 x 25	3.28		
GYPROC DRYWALL METAL EDGE BEAD				
SIG REFERENCE	SIZE (mm)	£ PRICE (per 1m)		
41731	12.5	1.99		
41731	12.5	1.96		
41731	15	2.16		
GYPROC DRYWALL PLASTIC EDGE BEAD				
SIG REFERENCE	SIZE (mm)	£ PRICE (per 1m)		
41731	12.5	3.62		
GYPROC STYLETRIMS				
SIG REFERENCE	COMPONENT REFERENCE	WIDTH (mm)	DEPTH (mm)	£ PRICE (per box)
A range of aluminium trims which enable the designer to create imaginative design effects with plasterboard.				
41711	BGM 105 Edge Reveal	25	10	456.79
41711	BGM 106 Edge Reveal	12.5	10	379.83
41711	BGM 119 Edge Stop	12.5	12.5	403.77
GYPROC NO-COAT ULTRA				
SIG REFERENCE	SIZE	£ PRICE (per box)		
A high performance, impact resistant corner reinforcement product. A flexible hinge adjusts to fit any internal or external angle. Excellent for finishing corners in systems which incorporate multiple layers of board.				
41746	No-coat Ultraflex 325	30m roll	67.62	
A high performance, impact resistant corner reinforcement product used to finish exposed board ends and edges.				
SIG REFERENCE	LENGTH (mm)	£ PRICE (per box)		
41746	No-coat Ultratrim L	3050	7.03	

# PLASTERS & PLASTER ACCESSORIES

## THISTLE PLASTER BONDING AGENTS

SIG REFERENCE		TUB SIZE	£ PRICE (per tub)
ThistleBond-It: Bonding agent for pre treatment of smooth and/or low suction backgrounds.			
GypPrime: Suction control primer to reduce suction on very dry backgrounds.			
74095	<b>ThistleBond-It</b>	<b>10L</b>	<b>58.90</b>
74095	<b>GypPrime</b>	<b>11L</b>	<b>102.54</b>

## THISTLE UNDERCOAT PLASTERS

SIG REFERENCE	PRODUCT	APPROX COVERAGE (m <sup>2</sup> /25kg bag)	£ PRICE (per bag)
74065	<b>Thistle Browning</b>	<b>3.4 – 3.9</b>	<b>8.38</b>
74065	<b>Thistle Tough Coat</b>	<b>3.4 – 3.8</b>	<b>8.63</b>
74065	<b>Thistle Bonding Coat</b>	<b>2.3 – 2.5</b>	<b>8.38</b>
74065	<b>Thistle Hardwall</b>	<b>2.9 – 3.1</b>	<b>8.38</b>
74065	<b>Thistle Dri-Coat</b>	<b>3.1 – 3.4</b>	<b>17.94</b>
74065	<b>Thistle X-Ray</b>	<b>0.75</b>	<b>24.38</b>

## THISTLE ONE COAT PLASTERS

SIG REFERENCE	PRODUCT	APPROX COVERAGE (m <sup>2</sup> /25kg bag)	£ PRICE (per bag)
74065	<b>Thistle Universal One Coat</b>	<b>2.7 – 3.0</b>	<b>10.24</b>
74065	<b>Thistle Projection</b>	<b>2.4 – 2.6</b>	<b>8.23</b>

## THISTLE FINISH COAT PLASTERS

SIG REFERENCE	PRODUCT	APPROX COVERAGE (m <sup>2</sup> /25kg bag)	£ PRICE (per bag)
74065	<b>Thistle Board Finish</b>	<b>6.5 – 6.8</b>	<b>5.84</b>
74065	<b>Thistle Multi Finish</b>	<b>6.7 – 7.0</b>	<b>6.27</b>

## THISTLE PROTAPE FT50 & FT100

SIG REFERENCE		£ PRICE (per roll)
Self adhesive glass fibre mesh tape, for reinforcing flat joints in skim finishes to plasterboard.		
74096	<b>Box of 24 rolls x 90m FT50</b>	<b>4.57</b>
Extra wide self adhesive glass fibre mesh tape. Ideally suited for placing over gaps between internal corners and when reinforcing repairs to small areas of damaged plasterboard.		
74096	<b>Box of 12 rolls x 45m FT100</b>	<b>7.29</b>

## THISTLE PLASTER ANGLE BEAD

SIG REFERENCE		LENGTH (mm)	£ PRICE (per 1m)
Galvanised steel angle bead with expanded wings. Suitable for reinforcing external angles when using undercoat plaster.			
41739	<b>Carton of 50 lengths</b>	<b>2400</b>	<b>2.82</b>
41739		<b>3000</b>	<b>3.48</b>

## THISTLE PLASTER STOP BEAD

SIG REFERENCE		THICKNESS (mm)	£ PRICE (per 1m)
Galvanised steel stop bead with expanded wings. Suitable for reinforcing undercoat plaster edges.			
41738	<b>Carton of 50 lengths</b>	<b>10</b>	<b>1.82</b>
41738	<b>Carton of 50 lengths</b>	<b>13</b>	<b>1.82</b>

## THISTLE THIN COAT PLASTER STOP BEAD

SIG REFERENCE		THICKNESS (mm)	£ PRICE (per 1m)
A bead with perforated wings for finishing and reinforcing edges of skim plaster.			
41737	<b>Carton of 50 lengths</b>	<b>3</b>	<b>1.90</b>

## THISTLE THIN COAT MINI MESH BEAD

SIG REFERENCE		LENGTH (mm)	£ PRICE (per 1m)
A bead with mesh wings which provides an excellent key for thin-coat plaster corners.			
41740	<b>Carton of 50 lengths</b>	<b>2400</b>	<b>3.03</b>
41740		<b>3000</b>	<b>3.78</b>

## THISTLE THIN COAT ANGLE BEAD

SIG REFERENCE		LENGTH (mm)	£ PRICE (per 1m)
A galvanised steel angle bead with perforated 30mm wide wings. Suitable for reinforcing external angles in skim plaster finishes.			
41736	<b>Carton of 50 lengths</b>	<b>2400</b>	<b>3.13</b>
41736		<b>3000</b>	<b>3.94</b>

GYPFRAME C STUDS		
SIG REFERENCE	COMPONENT REFERENCE	£ PRICE (per lm)
Used as vertical support in wall framing, these products are available in a range of widths, lengths and gauge depending on requirements for strength, height, impact resistance and sound insulation.		
41712	48 S 50	3.06
41712	60 S 50	4.13
41712	70 S 50	3.89
41712	70 S 60	8.29
41712	70 S 65	8.14
41712	92 S 10	16.12
41712	92 S 50	5.61
41712	92 S 60	10.58
41712	146 S 50	6.62

GYPFRAME ACOUSTIC STUD		
SIG REFERENCE	COMPONENT REFERENCE	£ PRICE (per lm)
41713	43 AS 50	4.74
41713	70 AS 50	8.15
41713	92 AS 50	10.03
41713	146 AS 50	11.66

GYPFRAME I STUDS		
SIG REFERENCE	COMPONENT REFERENCE	£ PRICE (per lm)
Strongest available in the Gyframe range. They allow for increased partition height, without increasing partition width and provide improved impact resistance. Commonly used in ShaftWall, GypLyner IWL, GypWall QUIET IWL and other GypWall systems.		
41712	49 I 50	7.73
41712	60 I 50	7.30
41712	60 I 70	9.25
41712	70 I 50	7.99
41712	70 I 70	11.92
41712	92 I 90	12.31
41712	146 TI 90 Tabbed I Stud	21.18
41712	146 I 80	17.63

GYPFRAME FLOOR & CEILING CHANNELS			
SIG REFERENCE	COMPONENT REFERENCE	LENGTH (mm)	£ PRICE (per lm)
For use in GypWall metal stud partitions, GypLyner IWL and ShaftWall Systems.			
Standard Channels.			
41712	50 FEC 50	3600	3.35
41712	62 FEC 50	3600	3.78
41712	72 FEC 50	3600	3.96
41712	94 FEC 50	3600	4.65
41712	148 FEC 50	3600	6.02
Deep Flange Channels			
41712	50 DC 60	3600	6.64
41712	62 DC 60	3600	7.41
41712	72 DC 60	3600	7.90
41712	94 DC 60	3600	8.87
41712	148 DC 60	3600	9.91
Extra Deep Flange Channels			
41712	50 EDC 70	3600	10.92
41712	72 EDC 80	3600	12.88
41712	94 EDC 70	3600	14.97
41712	148 EDC 80	3600	16.97

# METAL PRODUCTS

## CASOLINE MF CEILING CHANNELS & ACCESSORIES

SIG REFERENCE	COMPONENT REFERENCE	DIMENSIONS (mm)	£ PRICE (per lm)	£ PRICE (per pack)
41715	<b>MF5 Ceiling Section</b>	<b>80 x 26 x 0.55</b>	<b>2.96</b>	
41715	<b>MF6 Perimeter Channel</b>	<b>20 x 28 x 30 x 0.50</b>	<b>2.25</b>	
41715	<b>MF7 Primary Support Channel</b>	<b>15 x 45 x 0.90</b>	<b>3.38</b>	
41715	<b>MF7C Curved Support Channel</b>	<b>Bespoke radius</b>	<b>22.16</b>	
41715	<b>MF8 Strap Hanger</b>	<b>25 x 0.55</b>		<b>29.54</b>
41715	<b>MF9 Connecting Clip</b>	<b>60 x 94</b>		<b>165.93</b>
41715	<b>MF11 Nut &amp; Bolt</b>	<b>6 x 12.0</b>		<b>39.61</b>
41715	<b>MF12 Soffit Cleat</b>	<b>27 x 37 x 1.6</b>		<b>36.84</b>
41734	<b>Wafer Head Drywall screws</b>	<b>13</b>		<b>24.93</b>
41726	<b>Drywall Screws</b>	<b>25</b>		<b>15.69</b>
41726		<b>36</b>		<b>21.08</b>
41726		<b>42</b>		<b>24.08</b>

## GYPLYNER CHANNELS & ACCESSORIES

SIG REFERENCE	COMPONENT REFERENCE	LENGTH (mm)	£ PRICE (per lm)	£ PRICE (per pack or item)
This range of channels and accessories is designed to aid the installation of plasterboard linings on masonry walls, concrete soffits, timber joists and the encasement of steel columns and beams.				
41701	<b>GL1 Lining Channel</b>	<b>2400</b>	<b>3.52</b>	
41701	<b>GL2 Bracket (supplied flat)</b>	<b>195</b>		<b>152.37</b>
41701	<b>GL3 Channel Connector</b>			<b>60.41</b>
41701	<b>GL5 Timber Connector</b>	<b>70</b>		<b>167.82</b>
41701	<b>GL6 Timber Connector</b>	<b>170</b>		<b>115.22</b>
41734	<b>Wafer Head Drywall Screw</b>	<b>13</b>		<b>24.93</b>
41701	<b>GL8 Track</b>	<b>3600</b>	<b>2.77</b>	
41701	<b>GL9 Bracket (supplied flat)</b>	<b>295</b>		<b>386.73</b>
41701	<b>GL10 GypLyner Steel Framing Clips (single clip for steelwork flanges up to 28mm)</b>			<b>465.95</b>
41729	<b>GA2 Angle 25 x 25 x 0.7mm</b>	<b>3200</b>	<b>2.77</b>	
41701	<b>GL11 GypLyner Anchors</b>			<b>101.98</b>
41701	<b>GL12 GypLyner Bracket (supplied flat)</b>	<b>395</b>		<b>362.85</b>
41705	<b>MF 10 Channel</b>	<b>2800</b>	<b>3.02</b>	

## SHAFTWALL STARTER CHANNELS & ACCESSORIES

SIG REFERENCE	COMPONENT REFERENCE	LENGTH (mm)	£ PRICE (per lm)
'J' Channel			
41712	<b>62 JC 70</b>	<b>3600</b>	<b>9.10</b>
Starter Channel			
41712	<b>60 SC 55</b>	<b>3600</b>	<b>5.92</b>
41712	<b>70 SC 70</b>	<b>3600</b>	<b>8.29</b>
41712	<b>92 SC 90</b>	<b>5000</b>	<b>10.04</b>
Tabbed Starter Channel			
41712	<b>146 TSC 90</b>	<b>5000</b>	<b>19.01</b>
41712	<b>146 TSC 90</b>	<b>6000</b>	<b>19.01</b>
41712	<b>Service Support Plate</b>	<b>Box of 100</b>	<b>179.53</b>
41712	<b>GA3 Steel Angle 32 x 19 x 0.7mm</b>	<b>3200</b>	<b>3.58</b>
41712	<b>G102 Retaining Channel</b>	<b>2400</b>	<b>3.41</b>
41712	<b>G105 Retaining Channel</b>	<b>2400</b>	<b>5.62</b>
41712	<b>G110 Retaining Channel</b>	<b>2400</b>	<b>5.62</b>
41712	<b>G108 Retaining Clips</b>	<b>Box of 100</b>	<b>319.09</b>
41712	<b>G109 Retaining Clips</b>	<b>Box of 100</b>	<b>523.54</b>

## GYPFLOOR SILENT FLOOR CHANNELS & ACCESSORIES

SIG REFERENCE	COMPONENT REFERENCE	LENGTH MM (mm)	£ PRICE (per lm)	£ PRICE (per pack)
41789	<b>SIF1 Floor Channel</b>	<b>2000</b>	<b>22.48</b>	
41789	<b>SIF2 Floor Channel</b>	<b>2000</b>	<b>20.50</b>	
41789	<b>SIF4 Floor Channel</b>	<b>2000</b>	<b>22.68</b>	
41789	<b>SIF5 Floor Screws</b>	<b>55</b>		<b>101.63</b>
41712	<b>RB1 Resilient Bar</b>	<b>3000</b>	<b>4.07</b>	

## GYPFLOOR SB STEEL BATTENS & ACCESSORIES

SIG REFERENCE	DESCRIPTION	LENGTH (mm)	£ PRICE (per pack)
Battens and associated components which make up the GypFloor SB system.			
41790	<b>50 SB 65 Steel Batten</b>	<b>1800</b>	<b>139.50</b>
41790	<b>70 SB 65 Steel Batten</b>	<b>1800</b>	<b>174.10</b>
41790	<b>SB3 Flanking Strip</b>	<b>10m</b>	<b>63.20</b>
41790	<b>SB4 Levelling Cradle</b>		<b>63.20</b>
41790	<b>SB5 Levelling Packer</b>		<b>22.00</b>

## GYPWALL RAPID / QUIET STUDS CHANNELS & ACCESSORIES

SIG REFERENCE	COMPONENT REFERENCE	£ PRICE (per 1m)
41702	<b>GWR2-43mm Nogging Channel</b>	<b>7.44</b>
41702	<b>GWR3-45mm Channel (45 C 50)</b>	<b>3.42</b>
41726	<b>Drywall Screws 32mm</b>	<b>16.85</b>
41734	<b>Wafer Head Screws 13mm</b>	<b>24.93</b>

## GYPFRAME FIXING CHANNELS

SIG REFERENCE	COMPONENT REFERENCE	LENGTH (mm)	£ PRICE (per 1m)
41712	<b>150 FC 90 fixing channel</b>	<b>1197</b>	<b>12.99</b>
41712	<b>99 FC 50 Fixing Channel</b>	<b>2400</b>	<b>7.43</b>

## GYPFRAME BOARD JOINTING COMPONENTS

SIG REFERENCE	COMPONENT REFERENCE	£ PRICE (per 1m)
41712	<b>GFS1 Fixing Strap 70 x 0.5mm</b>	<b>3.84</b>
41712	<b>GFT1 Fixing 'T' 50 x 0.5mm</b>	<b>5.38</b>

## GYPFRAME CURVELYNER CHANNEL

SIG REFERENCE	COMPONENT REFERENCE	SIZE (mm)	£ PRICE (per 1m)
41712	<b>72 EDCL 80</b>	<b>2000</b>	<b>17.50</b>

## GYPFRAME STEEL ANGLES

SIG REFERENCE	COMPONENT REFERENCE	£ PRICE (per 1m)
41729	<b>GA1 Steel Angle 25 x 25 x 0.5mm</b>	<b>2.08</b>
41729	<b>GA2 Steel Angle 25 x 25 x 0.7mm</b>	<b>2.77</b>
41729	<b>GA3 Steel Angle 32 x 19 x 0.7mm</b>	<b>3.58</b>
41729	<b>GA4 Steel Angle 50 x 25 x 0.7mm</b>	<b>5.02</b>
41729	<b>GA5 Internal Fixing Angle</b>	<b>8.33</b>
41729	<b>GA6 Splayed Angle</b>	<b>7.73</b>

## GYPFRAME STAGGERED STUD CLIPS

SIG REFERENCE	COMPONENT REFERENCE	NO. (per pack)	£ PRICE (per pack)
41712	<b>SC1 Spacer Clip</b>	<b>100</b>	<b>106.23</b>
41712	<b>SC2 Spacer Clip</b>	<b>100</b>	<b>164.54</b>

## GYPFRAME ACOUSTIC BRACE

SIG REFERENCE	COMPONENT REFERENCE	LENGTH (mm)	£ PRICE (per 1m)
41712	<b>GAB3 Acoustic Brace</b>	<b>459</b>	<b>248.57</b>

## GYPFRAME SOUND INSULATING BARS

SIG REFERENCE	COMPONENT REFERENCE	LENGTH (mm)	£ PRICE (per 1m)
41712	<b>RB1 Resilient Bar</b>	<b>3000</b>	<b>4.07</b>
41712	<b>RB2 SureFix Bar</b>	<b>3000</b>	<b>5.24</b>

## GYPFRAME ACOUSTIC HANGERS

SIG REFERENCE	COMPONENT REFERENCE	LENGTH (mm)	NO. OF ITEMS (per pack)	£ PRICE (per pack)
41712	<b>GAH1 Acoustic Hangers</b>	<b>35</b>	<b>100</b>	<b>1363.15</b>
41712	<b>GAH2 Acoustic Hangers</b>	<b>70</b>	<b>100</b>	<b>1476.01</b>

## GYPFRAME SKIRTING PLATES

SIG REFERENCE	COMPONENT REFERENCE	SIZE (mm)	NO. OF ITEMS (per pack)	£ PRICE (per pack)
41712	<b>G106 Skirting Plate</b>	<b>12.5</b>	<b>100</b>	<b>238.44</b>

## GYPFRAME SECURITY SHEET

SIG REFERENCE	SIZE (mm)	NO. OF ITEMS (per pack)	£ PRICE (per sheet)
74058	<b>3000 x 1070</b>	<b>1</b>	<b>195.81</b>

# PLASTERBOARDS

## STANDARD BOARDS

KNAUF WALLBOARD			
SIG REFERENCE	THICKNESS (mm)	WIDTH (mm)	£ PRICE (per m <sup>2</sup> )
73702	9.5	900	6.64
73701 T.E / 73702 S.E	9.5	1200	5.86
73701 T.E / 73702 S.E	12.5	900	6.76
73701 T.E / 73702 S.E	12.5	1200	5.96
73701	15	900	8.07
73701	15	1200	7.13

KNAUF BASEBOARD			
SIG REFERENCE	THICKNESS (mm)	WIDTH (mm)	£ PRICE (per m <sup>2</sup> )
73713	9.5	900	7.38

KNAUF PLANK			
SIG REFERENCE	THICKNESS (mm)	WIDTH (mm)	£ PRICE (per m <sup>2</sup> )
73736	19	600	12.97

KNAUF VAPOURSHIELD			
SIG REFERENCE	THICKNESS (mm)	WIDTH (mm)	£ PRICE (per m <sup>2</sup> )
73705	12.5	900	10.73
73705	12.5	1200	9.24
73703	15	1200	11.26

KNAUF FUTUREPANEL			
SIG REFERENCE	THICKNESS (mm)	WIDTH (mm)	£ PRICE (per m <sup>2</sup> )
73712	12.5	1200	8.34

## HIGH PERFORMANCE BOARDS

KNAUF SOUNDSHIELD			
SIG REFERENCE	THICKNESS (mm)	WIDTH (mm)	£ PRICE (per m <sup>2</sup> )
73754	12.5	1200	9.80
73754	15	1200	11.90

KNAUF IMPACT PANEL			
SIG REFERENCE	THICKNESS (mm)	WIDTH (mm)	£ PRICE (per m <sup>2</sup> )
73746	12.5	1200	12.20
73746	15	1200	14.12

KNAUF MOISTURESHIELD			
SIG REFERENCE	THICKNESS (mm)	WIDTH (mm)	£ PRICE (per m <sup>2</sup> )
73710	12.5	1200	10.08

KNAUF SOUND MOISTURESHIELD			
SIG REFERENCE	THICKNESS (mm)	WIDTH (mm)	£ PRICE (per m <sup>2</sup> )
73763	12.5	1200	13.08
73763	15	1200	14.68

KNAUF FIRESHIELD			
SIG REFERENCE	THICKNESS (mm)	WIDTH (mm)	£ PRICE (per m <sup>2</sup> )
73706 T.E / 73707 S.E	12.5	900	10.04
73706 T.E / 73707 S.E	12.5	1200	8.15
73706	15	1200	10.04

KNAUF FIRE MOISTURESHIELD			
SIG REFERENCE	THICKNESS (mm)	WIDTH (mm)	£ PRICE (per m <sup>2</sup> )
73747	12.5	1200	9.73
73747	15	1200	11.58

KNAUF TOUGH PANEL			
SIG REFERENCE	THICKNESS (mm)	WIDTH (mm)	£ PRICE (per m <sup>2</sup> )
73768	15	1200	25.46

KNAUF CORE BOARD			
SIG REFERENCE	THICKNESS (mm)	WIDTH (mm)	£ PRICE (per m <sup>2</sup> )
73748	191	600	21.23

# PLASTERBOARDS

13

## SPECIALIST BOARDS

KNAUF AQUAPANEL INTERIOR / EXTERIOR CEMENT BOARD			
SIG REFERENCE	THICKNESS (mm)	WIDTH (mm)	£ PRICE (per m <sup>2</sup> )
73745	12.5	900	26.87

KNAUF AQUAPANEL THERMAL BOARD			
SIG REFERENCE	THICKNESS (mm)	WIDTH (mm)	£ PRICE (per m <sup>2</sup> )
73745	10	600	41.60

KNAUF AQUAPANEL FLOOR TILE UNDERLAY			
SIG REFERENCE	THICKNESS (mm)	WIDTH (mm)	£ PRICE (per m <sup>2</sup> )
73745	6	900	24.47

## INSULATING LAMINATES

KNAUF THERMAL LAMINATE			
SIG REFERENCE	THICKNESS (mm)	WIDTH (mm)	£ PRICE (per m <sup>2</sup> )
9.5mm Knauf wallboard bonded to high quality polystyrene.			
73717	22	1200	8.07
73717	30	1200	9.41
73717	40	1200	11.26

KNAUF THERMAL LAMINATE VAPOUR CHECK			
SIG REFERENCE	THICKNESS (mm)	WIDTH (mm)	£ PRICE (per m <sup>2</sup> )
9.5mm Knauf Vapourshield bonded to high quality polystyrene.			
73717	22	1200	9.54
73717	30	1200	10.92
73717	40	1200	12.73

KNAUF THERMAL LAMINATE PLUS			
SIG REFERENCE	THICKNESS (mm)	WIDTH (mm)	£ PRICE (per m <sup>2</sup> )
9.5mm Knauf wallboard bonded to extruded polystyrene.			
73723	27	1200	14.74
73723	35	1200	16.45
73723	40	1200	18.56
73723	45	1200	20.24
73723	55	1200	23.26

## ANCILLARIES & JOINTING PRODUCTS

KNAUF BONDING COMPOUND		
SIG REFERENCE	SIZE	£ PRICE (per bag)
A multi-purpose gypsum-based adhesive for use with Knauf metal furring channel and for direct bonding of all Knauf plasterboards and insulating laminates.		
73734	25kg bag	9.89

KNAUF GYPSUM PARGE COAT		
SIG REFERENCE	SIZE	£ PRICE (per bag)
A gypsum-based compound specifically designed to seal masonry walls prior to direct bonding with Knauf plasterboards.		
73734	25kg bag	10.70

KNAUF JOINT FILLER		
SIG REFERENCE	SIZE	£ PRICE (per bag)
A gypsum-based compound for bedding joints by hand application.		
73734	20kg bag	19.05

KNAUF JOINT CEMENT EASY SAND		
SIG REFERENCE	SIZE	£ PRICE (per bag)
A lightweight air-drying compound for bedding tapes and finishing joints by hand or machine.		
73734	20kg bag	35.07

KNAUF JOINT CEMENT LITE EASY SAND		
SIG REFERENCE	SIZE	£ PRICE (per bag)
A pre-mixed lightweight air-drying compound for bedding tapes and finishing joints by hand or machine.		
73734	17L tub	33.08

KNAUF DRYWALL

# ANCILLARIES & JOINTING PRODUCTS CONT.

## KNAUF WALLBOARD PRIMER

SIG REFERENCE	SIZE	£ PRICE (per bag)
A surface treatment that equalizes suction across joints prior to decoration.		
73734	12L tub	60.97

## KNAUF JOINT TAPE AND FIBRE TAPE

SIG REFERENCE	SIZE	£ PRICE (per roll)	
Joint tape - white tape for reinforcing joints by hand or machine application. Recommended on ceilings and to create the strongest joints.			
Fibre tape - multi purpose self-adhesive tape for reinforcing joints and patch repairs to plasterboard.			
73734	Joint tape	150m	6.74
73734	Fibre tape	153m	16.85

## KNAUF SEALANT

SIG REFERENCE	SIZE	£ PRICE (per item)
An all purpose gun applied sealant for use with Knauf Drywall Systems.		
73734	0.9L cartr.	15.48

## KNAUF COVE

SIG REFERENCE	SIZE	£ PRICE (per lm)
73735	90 / 127mm wide x 3000 long	1.60

## KNAUF COVE ADHESIVE

SIG REFERENCE	SIZE	£ PRICE (per bag)
73735	5kg bag	6.57

## KNAUF MP FINISH

SIG REFERENCE	SIZE	£ PRICE (per bag)
A spray applied finish plaster suitable for plasterboards and fully cured sand and cement backgrounds.		
73730	25kg bag	10.37

## KNAUF MP75 PROJECTION PLASTER

SIG REFERENCE	SIZE	£ PRICE (per bag)
A machine applied one coat plaster. Can be applied up to 20mm thickness in one application.		
73734	25kg bag	10.76

## KNAUF UNIVERSAL PLASTER

SIG REFERENCE	SIZE	£ PRICE (per bag)
73730	25kg bag	10.19

## KNAUF UNIVERSAL BOARD FINISH

SIG REFERENCE	SIZE	£ PRICE (per bag)
A high performance finishing plaster specifically designed for hand application onto the coloured face of tape and jointed plasterboard. Provides a matt white finish suitable for a normal decorative finish.		
73730	25kg bag	6.67

## KNAUF PATCHWALL 45 PLASTER

SIG REFERENCE	SIZE	£ PRICE (per bag/tub)
A patching plaster for hand application with a 45 minute set.		
73730	10kg bag	8.93

## KNAUF READY MIX

SIG REFERENCE	DESCRIPTION	SIZE	£ PRICE (per bag)
73730	Plano / Deco	25kg	25.56
73730	Deco Plus	25kg	27.20
73730	Airless	25kg	28.74

## KNAUF C STUDS

SIG REFERENCE	GAUGE	SIZE / WEB	£ PRICE (per lm)
73732	0.55	50	2.27
73732	0.55	60	3.19
73732	0.55	70	2.93
73732	0.55	146	5.45
73732	0.70	70	5.97
73732	0.70	92	6.64
73732	0.70	146	7.92

## KNAUF ACOUSTIC C STUDS

SIG REFERENCE	GAUGE	SIZE / WEB (mm)	£ PRICE (per lm)
73732	0.60	50	3.66
73732	0.60	70	5.15

## KNAUF I STUDS

SIG REFERENCE	GAUGE	SIZE / WEB (mm)	£ PRICE (per lm)
73732	0.55	50	5.57
73732	0.55	60	5.51
73732	0.70	70	7.52
73732	0.90	92	8.15
73732	0.90	146	12.63

## KNAUF U CHANNEL

SIG REFERENCE	GAUGE	SIZE / WEB (mm)	£ PRICE (per lm)
73732	0.55	52	2.29
73732	0.55	62	2.65
73732	0.55	72	2.69
73732	0.55	94	3.50
73732	0.55	148	4.32

## KNAUF DEEP FLANGE U CHANNEL - 50MM

SIG REFERENCE	GAUGE	SIZE / WEB (mm)	£ PRICE (per lm)
73732	0.60	52	4.41
73732	0.60	72	4.80

## KNAUF DEEP FLANGE U CHANNEL - 70MM

SIG REFERENCE	GAUGE	SIZE / WEB (mm)	£ PRICE (per lm)
73732	0.70	52	7.04
73732	0.70	62	7.28
73732	0.70	72	7.50
73732	0.70	94	8.79
73732	0.70	148	10.08

## KNAUF CEILING & WALL LINING SYSTEMS

SIG REFERENCE	GAUGE	SIZE / WEB	£ PRICE (per lm)	£ PRICE (per pack)
73732		<b>Knauf C Channel</b>	47 Webb x 17 Flange	3.03
73732		<b>Knauf Channel Intersection Connector</b>	54 Webb x 12 Flange	100.22
73732		<b>Knauf "C" Channel Connector</b>	45 Webb x 15 Flange	74.20
73732		<b>Knauf Universal Bracket</b>	46 width x 127 Flange	121.82
73732		<b>Knauf Soffit Cleat</b>		28.26
73758		<b>Knauf MF Ceiling Channel</b>	0.55	2.55
73758		<b>Knauf MF Perimeter Channel</b>	0.55	1.71
73758		<b>Knauf MF Primary Support Channel</b>	0.80	2.71
73758		<b>Knauf Strap Hanger</b>	0.55	20.02
73758		<b>Knauf MF Connecting Clip</b>		121.26
73758		<b>Knauf MF Nut and Bolt</b>		28.79

## KNAUF C-T STUD

SIG REFERENCE	GAUGE	SIZE / WEB (mm)	£ PRICE (per lm)
73732	0.92	60	13.02
73732	0.92	92	15.55
73732	0.92	146	19.52

# METAL SECTIONS

## KNAUF CORE BOARD CHANNEL

SIG REFERENCE	GAUGE	SIZE / WEB (mm)	£ PRICE (per lm)
73732	0.55	20	3.71

## KNAUF J CHANNEL

SIG REFERENCE	THICKNESS (mm)	SIZE / WEB (mm)	£ PRICE (per lm)
73732	0.92	62	3.26
73732	0.92	94	11.60
73732	0.92	148	15.17

OTHER KNAUF DRYWALL PRODUCTS ARE AVAILABLE

# PLASTERBOARDS

17

## STANDARD BOARDS

LAFARGE GTEC STANDARD BOARD			
SIG REFERENCE	THICKNESS (mm)	WIDTH (mm)	£ PRICE (per m <sup>2</sup> )
73901	9.5	900	6.97
73901	9.5	1200	6.11
73901	12.5	900	6.94
73901	12.5	1200	6.06
73901	15	900	8.60
73901	15	1200	7.30

LAFARGE GTEC PLANK			
SIG REFERENCE	THICKNESS (mm)	WIDTH (mm)	£ PRICE (per m <sup>2</sup> )
73911	19	600	13.11

## PERFORMANCE BOARDS

LAFARGE GTEC VAPOUR BOARD			
SIG REFERENCE	THICKNESS (mm)	WIDTH (mm)	£ PRICE (per m <sup>2</sup> )
73907	9.5	1200	9.11
73907	12.5	900	10.18
73907	12.5	1200	9.05
73907	15	1200	10.40

LAFARGE GTEC MOISTURE BOARD			
SIG REFERENCE	THICKNESS (mm)	WIDTH (mm)	£ PRICE (per m <sup>2</sup> )
73905	12.5	1200	9.75
73905	15	1200	11.70

LAFARGE GTEC FIRE BOARD			
SIG REFERENCE	THICKNESS (mm)	WIDTH (mm)	£ PRICE (per m <sup>2</sup> )
73906	12.5	900	9.25
73906	12.5	1200	8.21
73906	15	900	11.01
73906	15	1200	9.69

LAFARGE GTEC FIRE V BOARD			
SIG REFERENCE	THICKNESS (mm)	WIDTH (mm)	£ PRICE (per m <sup>2</sup> )
73921	12.5	1200	10.52
73921	15	1200	12.06

LAFARGE GTEC FIRE CORE BOARD			
SIG REFERENCE	THICKNESS (mm)	WIDTH (mm)	£ PRICE (per m <sup>2</sup> )
73908	25	600	26.00

LAFARGE GTEC DB BOARD			
SIG REFERENCE	THICKNESS (mm)	WIDTH (mm)	£ PRICE (per m <sup>2</sup> )
73928	12.5	1200	9.71
73928	15	1200	11.67

LAFARGE GTEC ACOUSTIC HOMESPAN BOARD			
SIG REFERENCE	THICKNESS (mm)	WIDTH (mm)	£ PRICE (per m <sup>2</sup> )
73932	15	900	10.30
73932	15 MR	900	14.95

LAFARGE

# PLASTERBOARDS

## THERMAL LAMINATES

LAFARGE GTEC THERMAL BOARD			
SIG REFERENCE	THICKNESS (mm)	WIDTH (mm)	£ PRICE (per m <sup>2</sup> )
9.5mm Ivory faced plasterboard bonded to expanded polystyrene.			
73916	22	1200	9.48
73916	30	1200	10.43
73916	40	1200	11.93
73916	50	1200	14.03

LAFARGE GTEC THERMAL XP BOARD			
SIG REFERENCE	THICKNESS (mm)	WIDTH (mm)	£ PRICE (per m <sup>2</sup> )
9.5mm Ivory faced plasterboard bonded to extruded polystyrene.			
73915	27	1200	15.04
73915	35	1200	16.95
73915	55	1200	25.66

LAFARGE GTEC THERMAL K BOARD			
SIG REFERENCE	THICKNESS (mm)	WIDTH (mm)	£ PRICE (per m <sup>2</sup> )
9.5mm Ivory faced plasterboard bonded to phenolic foam.			
73924	30	1200	31.57
73924	40	1200	35.41
73924	50	1200	38.68
73924	60	1200	50.00
73924	70	1200	53.94

## SPECIALIST BOARDS

LAFARGE GTEC AQUA BOARD			
SIG REFERENCE	THICKNESS (mm)	WIDTH (mm)	£ PRICE (per m <sup>2</sup> )
73938	12.5	1200	41.84
73938	15	1200	51.64

LAFARGE GTEC MEGADECO BOARD			
SIG REFERENCE	THICKNESS (mm)	WIDTH (mm)	£ PRICE (per m <sup>2</sup> )
73919	12.5	1200	11.90
73919	15	1200	14.90

LAFARGE GTEC LADURA			
SIG REFERENCE	THICKNESS (mm)	WIDTH (mm)	£ PRICE (per m <sup>2</sup> )
73942	12.5	1200	16.00
73942	15	1200	21.22

LAFARGE GTEC JOINT FILLER XTRA		
SIG REFERENCE	BAG SIZE (kg)	£ PRICE (per bag)
Gypsum based jointing compound with 90 minute setting time for bedding tapes by hand application.		
Coverage Guide: 25m <sup>2</sup> bedding & filling only, 37m <sup>2</sup> bedding coat only.		
73909	12.5	12.01
LAFARGE GTEC ALLSET XTRA		
SIG REFERENCE	BAG SIZE (kg)	£ PRICE (per bag)
Ideal jointing compound for same day completion of the jointing application due to a 90 minute setting time.		
Can be used in a 2-stage application. Coverage Guide: 25m <sup>2</sup> full taping operation, 47m <sup>2</sup> bedding coat only.		
73997	10	18.46
LAFARGE GTEC JOINT CEMENT XTRA		
SIG REFERENCE	BAG SIZE (kg)	£ PRICE (per bag)
Light-weight, air-drying joint cement offering superior coverage and easy sanding. Can be used for bedding tapes and finishing joints in a 2-stage application. Also suitable for machine application. Coverage guide: 64m <sup>2</sup> full taping operation, 174m <sup>2</sup> finish.		
73997	22.5	34.20
LAFARGE GTEC SMARTMIX XTRA		
SIG REFERENCE	BUCKET SIZE (kg)	£ PRICE (per bucket)
Ready-mixed, light-weight compound offering superior coverage and easy sanding. Can be used for bedding tapes and finishing joints in a 2-stage application. Ideal for machine application. Coverage guide: 50m <sup>2</sup> full taping operation, 135m <sup>2</sup> finishing coat on.		
73997	20	40.05
LAFARGE GTEC UNIVERSAL BONDING COMPOUND		
SIG REFERENCE	BAG SIZE (kg)	£ PRICE (per bag)
Gypsum based compound for direct bonding plasterboard to walls or bonding GTEC metal furring wall channels to walls.		
Coverage guide: 4m <sup>2</sup> external walls, 8m <sup>2</sup> internal walls.		
73997	25	10.11
LAFARGE GTEC WALL LINING ADHESIVE		
SIG REFERENCE	BUCKET SIZE (ltr)	£ PRICE (per bucket)
For bonding plasterboard to tiles or bonding flooring to plasterboard in some flooring systems. Coverage Guide: 50m <sup>2</sup>		
73997	5	37.72
LAFARGE GTEC ECOAT		
SIG REFERENCE	BAG SIZE (kg)	£ PRICE (per bag)
A Gypsum based acoustic render mix for use on party walls prior to direct bonding. Coverage Guide: 5m <sup>2</sup> .		
73997	25	13.68
LAFARGE GTEC TRADE JOINT FILLER		
SIG REFERENCE	BAG SIZE (kg)	£ PRICE (per bag)
73909	12.5	10.77
LAFARGE GTEC TRADE JOINT CEMENT		
SIG REFERENCE	BAG SIZE (kg)	£ PRICE (per bag)
73909	25	28.69
LAFARGE GTEC TRADE READY MIX		
SIG REFERENCE	BUCKET SIZE (kg)	£ PRICE (per bucket)
73909	20	27.26
LAFARGE GTEC DECO FILLER		
SIG REFERENCE	BUCKET SIZE (kg)	£ PRICE (per bucket)
73909	12.5	12.31
LAFARGE GTEC DECO JOINT CEMENT		
SIG REFERENCE	BUCKET SIZE (kg)	£ PRICE (per bucket)
73909	20	40.18
LAFARGE GTEC DECO MACHINE		
SIG REFERENCE	BUCKET SIZE (kg)	£ PRICE (per bucket)
73909	20	40.18
LAFARGE GTEC AQUAMIX		
SIG REFERENCE	BUCKET SIZE (kg)	£ PRICE (per bucket)
73997	5	19.24
73997	20	53.03

# ADHESIVES & FINISHING PRODUCTS

## LAFARGE GTEC SEALERS

SIG REFERENCE	BUCKET SIZE (litre)	£ PRICE (per bucket)
Universal Sealer		
73997	10	50.02
Drywall Sealer		
73997	10	63.96

## LAFARGE GTEC TAPES

SIG REFERENCE	PRODUCT	LENGTH (per roll)	£ PRICE (per roll)
73997	Joint tape	150m	6.11
73997	Patching tape	90m	9.68
73997	Flex tape	33m	20.50

## LAFARGE GTEC AQUASTRIP

SIG REFERENCE	ROLL SIZE (m)	£ PRICE (per roll)
73938	50	66.16

## LAFARGE GTEC COVE

SIG REFERENCE	SIZE (mm)	£ PRICE (per 1m)
73912	90 / 120	1.64

## LAFARGE GTEC COVE ADHESIVE

SIG REFERENCE	BAG SIZE (kg)	£ PRICE (per bag)
73997	5	7.09
73997	12.5	13.35

## LAFARGE GTEC C STUDS

SIG REFERENCE	LENGTH (mm)	GAUGE	WIDTH (mm)	£ PRICE (per lm)
73991	2400	RX	44	5.42
73994	2400 / 2500 / 2700 / 3000 / 3600	RX	50	4.14
73994	3000	RX	60	5.09
73994	2400 / 2700 / 3000 / 3600 / 4200 / 4800	RX	70	5.28
73994	3000 / 3600 / 4200	RX	90	6.85
73994	3000 / 3600 / 4200	RX	146	7.81
73994	4200	B	70	8.70
73994	4200	B	90	6.85
73994	3600 / 4800 / 6000	B	146	11.56
73994	4800 / 6000	W	90	16.98
73994	4800	Y	70	8.36
73994	4800	Y	90	12.76
73994	6000	Y	146	12.95

## LAFARGE GTEC U TRACK

SIG REFERENCE	LENGTH (mm)	GAUGE	WIDTH (mm)	£ PRICE (per lm)
73992	2400	RX	45	3.23
73994	3000	RX	52	3.91
73994	3000	RX	62	4.31
73994	3000	RX	72	4.48
73994	3000	RX	92	6.45
73994	3000	RX	148	7.51

## LAFARGE GTEC I STUDS

SIG REFERENCE	LENGTH (mm)	GAUGE	WIDTH (mm)	£ PRICE (per lm)
73994	3000	RX	50	8.12
73994	3000 / 3600	B	60	9.96
73994	3600 / 4200	B	70	11.02
73994	6000	B	90	12.20

## LAFARGE GTEC ACOUSTIC HOMESPAN SYSTEM METAL

SIG REFERENCE	LENGTH (mm)	GAUGE	WIDTH (mm)	£ PRICE (per lm)
C Stud				
73991	2400 / 2700	RX	44	6.02
Starter Stud				
73991	2400	RX	44	5.42
73991	2400	RX	50	5.85

## LAFARGE GTEC OMEGA ACOUSTIC STUD

SIG REFERENCE	LENGTH (mm)	GAUGE	WIDTH (mm)	£ PRICE (per lm)
73994	3600	RX	70	6.72
73994	4200	RX	90	8.48
73994	3000	RX	146	16.09

## LAFARGE GTEC CH STUD

SIG REFERENCE	LENGTH (mm)	GAUGE	WIDTH (mm)	£ PRICE (per lm)
73994	3000 / 4800	B	60	15.36
73994	6600	B	90	17.78
73994	6000	B	146	21.68

## LAFARGE GTEC U TRACK DEEP FLANGE

SIG REFERENCE	LENGTH (mm)	GAUGE	WIDTH (mm)	£ PRICE (per lm)
73994	3000	B	52	9.74
73994	3000	B	62	11.23
73994	3000	B	72	11.54
73994	3000	B	92	14.09
73994	3000	B	148	15.60
73994	3000	Y	52	12.84

## METALS

## LAFARGE GTEC U TRACK EXTRA DEEP FLANGE

SIG REFERENCE	LENGTH (mm)	GAUGE	WIDTH (mm)	£ PRICE (per lm)
73994	3000	B	72	15.99
73994	3000	W	92	20.36
73994	3000	W	148	25.23

## LAFARGE GTEC J TRACK

SIG REFERENCE	LENGTH (mm)	GAUGE	WIDTH (mm)	£ PRICE (per lm)
73994	3000	B	62	8.92
73994	3000	B	92	10.38
73994	3000	B	148	14.43

## LAFARGE GTEC MF SUSPENDED CEILING SYSTEM

SIG REFERENCE	PRODUCT	THICKNESS (mm)	£ PRICE (per roll)
73994	Strap Hanger	0.55	36.60

SIG REFERENCE	PRODUCT	NO. (per pack)	£ PRICE (per pack)
73994	Connecting Clip	200	152.76
73994	Soffit Cleat	200	103.94

SIG REFERENCE	PRODUCT	THICKNESS (mm)	£ PRICE (per lm)
73994	Ceiling Channel	0.55	4.13
73994	Primary Channel	0.80	4.33
73994	Heavy Gauge Primary Channel	1.20	12.84
73994	Edge Channel	0.55	2.98
73994	Fixing Channel	0.90	5.70

## SPEEDLINE STUD AND TRACK SYSTEM

SIG REFERENCE	DESCRIPTION	LENGTH (mm)	REFERENCE	£ PRICE (per lm)
41591	48mm C Stud	2400	SPS48	1.94
41591	50mm C Stud	2400	SPS50	1.97
41591	60mm C Stud	2400	PS60	2.83
41591	70mm C Stud	2400	SPS70	2.34
41591	92mm C Stud	3600	SPS92	3.52
41591	146mm C Stud	3600	SPS146	3.91
41591	60mm I Stud 0.6mm	3600	PI60	5.30
41591	70mm I Stud 0.7mm	3600	PI70	6.03
41591	92mm I Stud 0.9mm	3600	PI92	7.40
41591	146mm I Stud 0.9mm	3600	PI146	8.52
41591	50mm Track	3000	SPT50	1.66
41591	52mm Track	3000	SPT52	1.69
41591	52mm Deep Track (32mm leg)	3000	SPDT52	1.96
41591	52mm Extra Deep Track (50mm leg)	3000	SPEDT52	4.35
41591	62mm Extra Deep Track (50mm leg)	3000	PEDT62	4.77
41591	72mm Track	3000	SPT72	1.90
41591	72mm Deep Track (32mm leg)	3000	SPDT72	2.03
41591	72mm Extra Deep Track (50mm leg)	3000	SPEDT72	4.54
41591	72mm Long Leg Track (70mm leg)	3000	SPXDT72	6.63
41591	94mm Extra Deep Track (50mm leg)	3000	PEDT94	6.12
41591	94mm Long Leg Track (70mm leg)	3000	PXDT94	7.50
41591	148mm Track	3000	SPT148	3.55
41591	148mm Deep Track	3000	SPDT148	4.41
41591	148mm Long Leg Track	2000	SPXDT148	8.49
41591	Flat Bracing Strip 96 x 0.6	2400	FS	2.86
41591	Partition Brace	2400	PB	3.20

## SPEEDLINE METAL FURRING SYSTEM

SIG REFERENCE	DESCRIPTION	LENGTH (mm)	REFERENCE	£ PRICE (per lm)
41592	50mm Ceiling Furring	3600	SSMF5	1.86
41592	Perimeter Channel	3600	SSMF6A	1.32
41592	Primary Channel	3600	SSMF7	1.83
41592	Pre-Formed Clips	-	AMF9B	47.85
41592	Hanger Strap	25m coil	MF8	27.17
41592	Acoustic Hanger	35mm	AAH01B	596.04 (per box)
41592	Acoustic Hanger	70mm	AAH02B	665.04 (per box)

## SPEEDLINE ACOUSTIC STUD

SIG REFERENCE	DESCRIPTION	LENGTH (mm)	REFERENCE	£ PRICE (per lm)
41591	70mm Acoustic stud	2700	AS70	4.48
41591	92mm Acoustic stud	3600	AS92	4.92

## SPEEDLINE WALL FURRING

SIG REFERENCE	DESCRIPTION	LENGTH (mm)	REFERENCE	£ PRICE (per lm)
41591	Wall Furring Section	2100/2800	WF559	1.98

## SPEEDLINE WALL/CEILING LINER SYSTEM

SIG REFERENCE	DESCRIPTION	LENGTH (mm)	REFERENCE	£ PRICE (per lm)
41591	Wall / Ceiling Liner	2400	SWL507	2.03
41591	Perimeter Track	3000	SWL60	1.74
41591	Timber Connector	55	AWL06B	80.09 (per box)
41591	Timber Connector	155	AWL07B	61.25 (per box)
41591	Angle Fixing Bracket		AMF12B	113.09 (per box)

SIG REFERENCE	DESCRIPTION	LENGTH (mm)	REFERENCE	£ PRICE (per box)
41591	Fixing Bracket	75mm leg	AWL03	36.79
41591	Fixing Bracket	125mm leg	AWL04	52.12
41591	Wall / Ceiling Liner Connector		AWL05B	34.48

# METAL COMPONENTS



## SPEEDLINE RESILIENT BAR

SIG REFERENCE	DESCRIPTION	LENGTH (mm)	REFERENCE	£ PRICE (per lm)
41591	Resilient Bar	3000	RB565	2.06

## SPEEDLINE FIRE BARRIER SYSTEM

SIG REFERENCE	DESCRIPTION	LENGTH (mm)	REFERENCE	£ PRICE (per lm)
41525	Pierced Angle 60 x 40 x 1.5mm	3000	FBAP	6.36
41525	Flat Strip 40 x 1.5mm	3000	FBFP	3.20

## SPEEDLINE ANGLES

SIG REFERENCE	LEG SIZE (mm)	DEGREE	REFERENCE	£ PRICE (per lm)
41520	19 x 19	90	SL02	0.95
41520	22 x 22	90	SL04	1.05
41520	25 x 25	90	SSL06	1.15
41520	25 x 25	135	SL08	1.47
41520	50 x 25	90	SL12	2.03
41520	50 x 50	90	SL13	2.62
41520	50 x 50	90	SL26	6.29

## SPEEDLINE CHANNELS

SIG REFERENCE	SIZE (base x leg x gauge ( mm)	REFERENCE	£ PRICE (per lm)
41550	38 x 12.7 x 0.8	SU01	1.85
41550	38 x 19 x 1.5	SU07	3.27
41550	63 x 25 x 1.5	SU08	5.59
41550	75 x 38 x 1.5	SU09	7.47
41550	100 x 50 x 1.5	SU12	10.95
41550	100 x 50 x 2.0	SU16	16.32

## SPEEDLINE ACCESSORIES

SIG REFERENCE	DESCRIPTION	LENGTH (mm)	REFERENCE	£ PRICE (per box)
41591	Channel Connectors	38	AZ11B	109.04




## ACCESS ALL AREAS...

### ... WITH SPEEDLINE ACCESS PANELS

For easy access to maintain services in any void or cavity

- Fully tested & certified
- Ex stock
- Comprehensive range
  - Fire rated
  - Insulated
  - Acoustic
  - Airtight
  - Loft spaces



**Always reliable. Always the right choice.**

SPEEDLINE ALUMINIUM TRIMS			
SIG REFERENCE	DESCRIPTION	REFERENCE	£ PRICE (per lm)
73805	<b>Bullnose</b>	<b>B100</b>	<b>18.60</b>
73805	<b>Corner</b>	<b>CE01</b>	<b>4.00</b>
73805	<b>Corner Reveal</b>	<b>CE12</b>	<b>4.29</b>
73805	<b>Rounded Corner</b>	<b>CE25</b>	<b>4.85</b>
73805	<b>Round</b>	<b>CE75</b>	<b>13.32</b>
73805	<b>Door Reveal</b>	<b>D25</b>	<b>4.48</b>
73805	<b>Edge Stop</b>	<b>E12</b>	<b>2.77</b>
73805	<b>Edge Reveal</b>	<b>R12</b>	<b>2.60</b>
73805	<b>Edge Reveal</b>	<b>R25</b>	<b>3.13</b>
73805	<b>Skirting</b>	<b>ST100</b>	<b>9.43</b>
73805	<b>Reveal</b>	<b>W12</b>	<b>4.80</b>
73805	<b>Reveal</b>	<b>W25</b>	<b>5.18</b>
73805	<b>Single Step</b>	<b>Z12</b>	<b>3.94</b>


FOR ALUMINIUM TRIMS REFERENCE SEE PAGES 37.

A FULL RANGE OF ALUMINIUM TRIMS FOR DRYWALL AND CEILING APPLICATION IS AVAILABLE. WE CAN ALSO OFFER BESPOKE CURVED AND COLOURED TRIMS FOR DESIGN APPLICATIONS.



## ALUMINIUM TRIMS

**Dry Lining Trims • Plasterboard Trims • Curved Trims  
Skirting Trims • Suspended Ceiling Trims**



Your local Speedline stockist offers excellent customer service and fast delivery across the UK

# BEADS & MESH



## SPEEDLINE SECURITY MESH

New Speedline Security Mesh provides a cost effective way of securing buildings or internal spaces by sandwiching a layer of mesh into the walls and ceilings during construction.

Available in a range of gauges, Speedline Security Mesh is suitable for internal walls, ceilings, partitions and external brickwork. A galvanised steel option is available where damp conditions are expected.

SIG REFERENCE	DESCRIPTION	MESH LW	MESH SW	STRAND WIDTH	STRAND THICKNESS	£ PRICE (per sheet)
Galvanised Steel Mesh suitable for roofs, metal stud walls, ceilings & timber stud walls						
98017	<b>Medium Duty</b>	<b>43.4</b>	<b>18</b>	<b>2.3</b>	<b>1.1</b>	<b>47.06</b>
Mild Steel Mesh suitable for roofs, metal stud walls, ceilings & timber stud walls						
98017	<b>Heavy Duty</b>	<b>42.9</b>	<b>14.2</b>	<b>4.6</b>	<b>2.7</b>	<b>96.30</b>
Galvanised Steel Mesh suitable for Masonry						
98017	<b>Heavy Duty Raised</b>	<b>50.8*</b>	<b>22.6*</b>	<b>3.1</b>	<b>3</b>	<b>84.92</b>

\*Mesh Pitch Size

## SPEEDLINE METAL LATHING FOR EXTERNAL USE

SIG REFERENCE	DESCRIPTION	REFERENCE	MESH SIZE SWM (mm)	STRAND THICK (mm)	£ PRICE (per sheet)
98017	<b>Riblath - Stainless Steel</b>	<b>267/600</b>	<b>10 mm Rib</b>	<b>0.3</b>	<b>85.69</b>

## SPEEDLINE METAL LATHING FOR INTERNAL USE

SIG REFERENCE	DESCRIPTION	REFERENCE	GAUGE	MESH SIZE SWM (mm)	SHEET SIZE LWxSW (mm)	£ PRICE (per sheet)
98017	<b>BB Metal Lathing</b>	<b>263</b>	<b>26</b>	<b>9</b>	<b>2500x700</b>	<b>19.48</b>
98017		<b>264</b>	<b>24</b>	<b>9</b>	<b>2500x700</b>	<b>27.28</b>
98017		<b>265</b>	<b>28</b>	<b>9</b>	<b>2500x700</b>	<b>12.76</b>
98017	<b>Riblath</b>	<b>269/600</b>	<b>30</b>	<b>10mm Rib</b>	<b>2500x600</b>	<b>27.61</b>
98017		<b>271/600</b>	<b>26</b>	<b>10mm Rib</b>	<b>2500x600</b>	<b>49.27</b>

## SPEEDLINE BEADS

SIG REFERENCE	DESCRIPTION	REFERENCE	WING SIZE (mm)	PLASTER DEPTH (mm)	£ PRICE (per lm)
98017	<b>Standard</b>	<b>550</b>	<b>55</b>	<b>10-13</b>	<b>1.98</b>
98017	<b>Maxicon</b>	<b>558</b>	<b>46</b>	<b>10-13</b>	<b>1.56</b>

## SPEEDLINE PLASTER STOP BEADS

SIG REFERENCE	REFERENCE	WING SIZE (mm)	PLASTER DEPTH (mm)	LENGTH (mm)	£ PRICE (per lm)
98017	<b>562</b>	<b>60</b>	<b>10</b>	<b>2400</b>	<b>2.49</b>
98017	<b>563</b>	<b>60</b>	<b>13</b>	<b>2400</b>	<b>2.51</b>

## SPEEDLINE THIN COAT ANGLE BEADS

SIG REFERENCE	REFERENCE	WING SIZE (mm)	PLASTER DEPTH (mm)	LENGTH (mm)	£ PRICE (per lm)
98017	<b>553</b>	<b>23</b>	<b>3</b>	<b>2400/2700</b>	<b>1.90</b>

## SPEEDLINE THIN COAT STOP BEADS

SIG REFERENCE	REFERENCE	WING SIZE (mm)	PLASTER DEPTH (mm)	LENGTH (mm)	£ PRICE (per lm)
98017	<b>560</b>	<b>28</b>	<b>3</b>	<b>2400</b>	<b>2.82</b>

## SPEEDLINE PLASTERBOARD EDGING BEADS

SIG REFERENCE	REFERENCE	WING SIZE (mm)	PLASTER DEPTH (mm)	LENGTH (mm)	£ PRICE (per lm)
98017	<b>567</b>	<b>24</b>	<b>10/13/15</b>	<b>3000</b>	<b>5.98</b>

## SPEEDLINE EXTERNAL RENDER STOP BEADS

SIG REFERENCE	DESCRIPTION	REFERENCE	WING SIZE (mm)	PLASTER DEPTH (mm)	LENGTH (mm)	£ PRICE (per carton)	LENGTH (mm)	£ PRICE (per lm)
98017	<b>Stainless Steel</b>	<b>547</b>	<b>53</b>	<b>16 - 20</b>	<b>3000</b>	<b>447</b>	<b>3000</b>	<b>7.88</b>
98017	<b>S Steel - Std Wing</b>	<b>508</b>	<b>46</b>	<b>16 - 20</b>	<b>3000</b>		<b>3000</b>	<b>5.82</b>
98017	<b>Galvanised</b>	<b>570</b>	<b>53</b>	<b>16 - 20</b>	<b>3000</b>	<b>271.5</b>	<b>3000</b>	<b>2.64</b>

## UPVC BEADS FOR INTERNAL AND EXTERNAL USE

SIG REFERENCE - RENDERPLAS	SIG REFERENCE - EXPAMET	DESCRIPTION	£ PRICE (per lm)
97903	97900	<b>White / Ivory 10mm Plastic Angle Bead</b>	<b>1.68</b>
97903	97900	<b>White / Ivory 15mm Plastic Angle Bead</b>	<b>1.79</b>
97903	97900	<b>White / Ivory 20mm Plastic Angle Bead</b>	<b>2.02</b>
97903	97900	<b>White / Ivory 10mm Plastic Bell Cast Bead</b>	<b>1.74</b>
97903	97900	<b>White / Ivory 15mm Plastic Bell Cast Bead</b>	<b>1.84</b>
97903	97900	<b>White / Ivory 20mm Plastic Bell Cast Bead</b>	<b>2.45</b>
97903	97900	<b>White / Ivory 10mm Plastic Movement Bead</b>	<b>4.11</b>
97903	97900	<b>White / Ivory 15mm Plastic Movement Bead</b>	<b>4.19</b>
97903	97900	<b>White / Ivory 20mm Plastic Movement Bead</b>	<b>4.29</b>
97903	97900	<b>White / Ivory 10mm Plastic Stop Bead</b>	<b>1.63</b>
97903	97900	<b>White / Ivory 15mm Plastic Stop Bead</b>	<b>1.69</b>
97903	97900	<b>White / Ivory 20mm Plastic Stop Bead</b>	<b>1.84</b>

A FULL RANGE OF FIXINGS & TOOLS IS AVAILABLE INCLUDING SPIT, PULSA & ITW - SEE PAGE 36.

### SPEEDLINE BZP DRYWALL SCREWS (ZINC)

SIG REFERENCE	SIZE (mm)	NUMBER (per box)	£ PRICE (per box)
A8250	25	1000 - Includes 1 PH2 Bit	9.29
A8250	32	1000 - Includes 1 PH2 Bit	12.36
A8250	38	1000 - Includes 1 PH2 Bit	15.17
A8250	42	1000 - Includes 1 PH2 Bit	17.23
A8250	45	1000 - Includes 1 PH2 Bit	17.43
A8250	50	1000 - Includes 1 PH2 Bit	20.20
A8250	65	500 - Includes 1 PH2 Bit	16.07
A8250	75	500 - Includes 1 PH2 Bit	20.66

### SPEEDLINE BZP SELF DRILL DRYWALL SCREWS (ZINC)

SIG REFERENCE	SIZE (mm)	NUMBER (per box)	£ PRICE (per box)
A8255	25	1000 - Includes 1 PH2 Bit	12.05
A8255	32	1000 - Includes 1 PH2 Bit	15.45
A8255	38	1000 - Includes 1 PH2 Bit	18.64
A8255	42	1000 - Includes 1 PH2 Bit	21.47
A8255	50	1000 - Includes 1 PH2 Bit	23.72
A8255	65	500 - Includes 1 PH2 Bit	20.71
A8255	75	500 - Includes 1 PH2 Bit	23.63

### SPEEDLINE COARSE THREAD DRYWALL SCREWS

SIG REFERENCE	SIZE (mm)	NO. (per box)	£ PRICE (per box)
A8235	25	1000 Plus Bit	10.97
A8235	32	1000 Plus Bit	15.08
A8235	38	1000 Plus Bit	15.89
A8235	42	1000 Plus Bit	20.83
A8235	50	1000 Plus Bit	21.65
A8235	65	500 Plus Bit	21.92
A8235	75	500 Plus Bit	28.85

### SPEEDLINE COLLATED DRYWALL SCREWS

SIG REFERENCE	SIZE (mm)	DESCRIPTION	NO. (per box)	£ PRICE (per box)
B3699	25	Black Phosphated Collated Drywall Screws	1000	17.56
B3699	35	Black Phosphated Collated Drywall Screws	1000	20.77
B3699	38	Black Phosphated Collated Drywall Screws	1000	20.77
B3699	50	Black Phosphated Collated Drywall Screws	1000	22.84
B8233	25	BZP Self Drill Collated Drywall Screws	1000	17.99
B8233	35	BZP Self Drill Collated Drywall Screws	1000	19.38
B3699	32	BZP Countersink Collated Drywall Screws	1000	15.42

### SPEEDLINE PAN/WAFER HEAD SELF DRILL

SIG REFERENCE	SIZE (mm)	DESCRIPTION	NO. (per box)	£ PRICE (per box)
A8275	13	Pan Head Self Drill - includes 1 PH2 Bit	1000	13.75
A8275	25	Pan Head Self Drill - includes 1 PH2 Bit	1000	14.34
A8275	13	Wafer Head Self Drill - includes 1 PH2 Bit	1000	15.82
A8275	13	Wafer Head Non Self Drill	1000	10.28

### SPEEDLINE PLUGS

SIG REFERENCE	DESCRIPTION	NO. (per box)	£ PRICE (per box)
B8580	Plastic Plugs Yellow	100	1.74
B8580	Plastic Plugs Red	100	2.32
B8580	Plastic Plugs Brown	100	2.37

## SPEEDLINE METAL NAIL-INS

SIG REFERENCE	SIZE (mm)	NO. (per box)	£ PRICE (per box)
B8555	6 x 30	100	9.42
B8555	6 x 40	100	12.75
B8555	6 x 50	100	29.90
B8555	6 x 65	100	45.84

## SPEEDLINE HAMMERFIX NYLON

SIG REFERENCE	SIZE (mm)	NO. (per box)	£ PRICE (per box)
B8530	5 x 30	100	25.66
B8530	5 x 40	100	20.72
B8530	6 x 40	100	15.73
B8530	6 x 50	100	14.24
B8530	6 x 60	100	15.20
B8530	6 x 80	100	17.34
B8530	8 x 60	100	42.25
B8530	8 x 80	100	46.81
B8530	8 x 100	100	30.93
B8530	8 x 120	100	33.67



## TAPES & SANDING PAPERS



Your local Speedline stockist offers excellent customer service and fast delivery across the UK



**Always reliable. Always the right choice.**

SPEEDLINE COMPOUNDS			
SIG REFERENCE	DESCRIPTION		£ PRICE (per tub)
45500	Drywall Adhesive 25kg		11.30
45500	Joint Filler 12.5kg		12.35
45500	Ready Mix Joint Compound 20kg		34.63

SPEEDLINE TAPES			
SIG REFERENCE	DESCRIPTION	ROLL SIZE	£ PRICE (each)
73895	Self Adhesive Drywall Scrim	48mm x 90m	5.62
73895	Paper Joint Tape	50mm x 150m	5.62
73895	Corner Tape (with bonded steel strips)	50mm x 30m	23.84
73895	Self Adhesive Fibre Tape	50mm x 90m	5.30
73886	Tape Dispenser		20.85

SPEEDLINE SANDING PAPERS			
SIG REFERENCE	DESCRIPTION	NO. (per pack)	£ PRICE (per pack)
73895	A4 Sanding Papers 100 / 120 / 150	25	10.67

NEW ADDITION TO THE SPEEDLINE RANGE



### SPEEDLINE DRYWALL ADHESIVE

A gypsum based compound suitable for direct bonding plasterboard to walls

- Also suitable for thermal boards and bonding metal furring wall channels to walls
- Available in 25Kg bags

### SPEEDLINE EXTRA SMOOTH DRYWALL JOINT FILLER

A gypsum based setting compound suitable for filling plasterboard joints and bedding tapes

- 90 minute setting time
- Available in 12.5Kg bags

### SPEEDLINE READY MIX JOINT COMPOUND

A ready mixed, Air drying compound suitable for bedding and finishing plasterboard joints in a 2 stage application

- Ready to use after removing the lid – no time wasted mixing
- Ideal for machine application
- Can be kept for up to 9 months
- Available in 20Kg buckets

The new products and full range of metal systems and accessories are available ex-stock from Speedline stockists nationwide, making it easy for contractors to start using Speedline products straight away. Visit [www.speedlinedrywall.co.uk](http://www.speedlinedrywall.co.uk) for more details.



**Always reliable. Always the right choice.**

## SEALANTS &amp; ADHESIVES



## SPEEDLINE SEALANTS &amp; ADHESIVES

SIG REFERENCE	DESCRIPTION	SIZE	£ PRICE (per item)
45501	Acoustic Sealant	310ml	6.56
45501	Acoustic Sealant	900ml	12.81
45501	4 Hour fire rated acoustic mastic	310ml	7.53
45501	4 Hour fire rated acoustic mastic	900ml	13.23
45501	Wall & Panel Adhesive	310ml	7.77
45501	PVA Tub	5kg	13.86
45501	Expanding Filler	750ml	18.12
45501	Sealant Gun	380ml	7.55
45501	Sealant Gun	900ml	27.36
45501	Intumescent Acrylic Foil Pack (Sausage)	600ml	6.85
45501	Intumescent Acrylic Foil Pack (Sausage)	600ml 12 boxes	82.18
45501	Foil Pack Application Gun		21.57



## SEALANTS &amp; ADHESIVES



An extensive range of sealants & adhesives are available from your local Speedline stockist including Acoustic Sealant, PVA Bond, Intumescent Acrylic & applicator guns and fire rated foams for sealing partitions, door casings and firewalls



**Always reliable. Always the right choice.**

## SPEEDLINE ACOUSTIC FIRECAPS

SIG REFERENCE	DESCRIPTION	REFERENCE	£ PRICE (each)
39609	For cut out 50 - 75mm	AFF 109/150	14.99
39609	For cut out 75 - 100mm	AFF 109/200	15.99
39609	For cut out 100 - 140mm	AFF 109/250	20.35
39609	For cut out 140 - 250mm	AFF 109/300	32.30
39609	For cut out 140 - 270mm	AFF 109/350	34.99

## SPEEDLINE PUTTY PADS

SIG REFERENCE	DESCRIPTION	THICKNESS (mm)	ROLL SIZE	£ PRICE (per roll)
45501	Putty Pads	3.2	178mm x 3.6m	322.00

## SPEEDLINE CHIPBOARD

SIG REFERENCE	DESCRIPTION	SIZE (mm)	£ PRICE (per board)
97870	Moisture resistant P5, V313, T & G	18 x 600 x 2400	POA
97870	Moisture resistant P5, V313, T & G	22 x 600 x 2400	POA
97870	Speedline Safedek with peel off membrane	18 x 600 x 2400	POA
97870	Speedline Safedek with peel off membrane	22 x 600 x 2400	POA

## SPEEDLINE PROTECTION BOARD

Speedline Protection Board is a versatile corrugated polypropylene board providing excellent multi-surface impact protection during site works. It can be used to protect floors, walls, partitions, doors, furniture, formwork etc.

SIG REFERENCE	DESCRIPTION		DIMENSIONS (mm)	WEIGHT (per m <sup>2</sup> )	PRICE PER SHEET
	COLOUR	FLAME RETARDENT			
38058	White*	Yes	2 x 1200 x 2400	250g	4.05
38058	White	Yes	2 x 1200 x 2400	250g	4.25
38058	Black	No	2 x 1200 x 2400	250g	2.90
38058	Black*	No	2 x 1200 x 2400	250g	3.29
38058	Black	No	4 x 1200 x 2400	700g	7.74
38058	Transparent	No	4 x 1200 x 2400	700g	8.29

Non-standard sizes and colours available.

\* Indicates that the product has a Speedline logo printed on it.

## SPEEDLINE BREATHABLE MEMBRANE

A high performance vapour permeable underlay for use in non-vented and vented cold or warm pitched roofs.

SIG REFERENCE	ROLL (length x width)	£ PRICE (per roll)
73868	50 x 1m	130.00
73868	50 x 1.5m	195.00

# SPECIALIST BOARDS

## FERMACELL

FERMACELL DRY LINING BOARD			
SIG REFERENCE	THICKNESS (mm)	WIDTH (mm)	£ PRICE (per m <sup>2</sup> )
A gypsum fibre board which can also provide fire performance, acoustic performance, impact resistance and hanging strength.			
73807	10	1200	7.74
73807	12.5	1200	9.33

FERMACELL BOARD ACCESSORIES			
73807	DESCRIPTION	SIZE	£ PRICE (per item)
Joint Stik - For butt jointing Fermacell wall and ceiling boards.			
73807	Fermacell Joint Stik	310ml Tube	16.53
Joint Filler - For filling 5-7mm gap between boards, finishing glue joints and stopping screwheads, etc.			
73807	Fermacell Joint Filler	5kg Bag	9.60
Fine Surface Treatment - For smoothing board surface prior to semi-gloss paint application.			
73807	Fermacell Fine Surface Treatment	3L Tub	11.27
73807	Fermacell Fine Surface Treatment	10L Tub	35.57

SIG REFERENCE	DESCRIPTION	SIZE	USAGE	£ PRICE (per box)
Screws - For fixing Fermacell to steel subframes of greater than 0.7mm gauge.				
73807	Fermacell Cross-Slot Screws	3.9mm x 30mm	13 screws per m <sup>2</sup> walls / 30 screws per m <sup>2</sup> ceiling	33.09
73807	Fermacell Cross-Slot Screws	3.9mm x 45mm		48.69
73807	Fermacell Tip Head Screws	3.5mm x 30mm		60.30

FERMACELL TAPES				
SIG REFERENCE	DESCRIPTION	WIDTH (mm)	ROLL LENGTH (lm)	£ PRICE (per roll)
73807	Mesh Jointing Tape	60	45	13.81
73807	Paper Jointing Tape	53	75	8.05
73807	Joint Repair Tape	70	50	17.59

**OTHER FERMACELL BOARDS & ACCESSORIES ARE AVAILABLE**

## TILE BACKER BOARDS

TILE BACKER BOARDS					
SIG REFERENCE	MANUFACTURER	PRODUCT NAME	DIMENSIONS (mm)	UNIT	£ PRICE (per unit)
62145	Euroform	Tilemate	6 x 1200 x 1200		POA
			12 x 1200 x 1200		
73852	James Hardie	Hardibacker	250 Grid 1500 x 900 x 6	m <sup>2</sup>	10.35
			500 G2 1200 x 800 x 12	m <sup>2</sup>	11.28
		Fibatape Jointing Tape	50 x 15m	Roll	3.87
73854	Marmox	Tile Backer board	6 x 600 x 1250	Board	16.74
			10 x 600 x 1250	Board	17.56
			12.5 x 600 x 2500	Board	37.59
			50 x 600 x 1250	Board	26.58
		Reinforcing Tape	48mm x 90m	Roll	9.98
		Waterproof Tape	10m	Roll	58.49
73816	Wedi	Tile Backer Board	6 x 1250 x 600	Board	16.74
			10 x 2500 x 600		35.11
			12.5 x 2500 x 625		37.59
			20 x 2500 x 600		42.26
		WT10 Tape	10	Roll	108.70
		TT25 Joint Reinforcement	25	Roll	27.66

## WEBER.PRAL M - MONOCOUCHE RENDER

SIG REFERENCE	COLOUR + REF No.	£ PRICE (per bag)
12 Standard Colours		
73896	Cornish / Silver Pearl / Chalk / Ivory / Cream / Earth	22.40
Special colours available in 25kg bags: Made to order only.		

## WEBER ACCESSORIES

SIG REFERENCE	PRODUCT	£ PRICE (per item)
73896	Ashlar Tool	164.67
73896	Ashlar Blade	36.17
73896	Scraper Long Teeth (10mm)	17.06
73896	Scraper Short Teeth (6mm)	17.06
73896	10mm Ashlar Cutter	59.74
73896	20mm Ashlar Cutter	59.74
73896	Straight Edge 1.2m	26.01
73896	Serrated Straight Edge 1.2m	26.01
73896	I Section Scraping Edge 1.2m	12.64
73896	Standard Mesh Cloth 1m x 50m roll	100.29

## ADDITIVES, ADMIXTURES AND MINERAL PAINT

SIG REFERENCE	PRODUCT	£ PRICE (per item)
73896	Ibocar Accelerator	159.82
73896	Ibovit 2 Accelerator	128.40
73896	Adflex 1L	10.02
73896	Adflex 2.5L	21.26
73896	Adflex 5L	39.56
73896	Weber Sil P White	90.10
73896	Weber Sil P Cream	121.90
73896	Weber Sil P Ivory	121.90
73896	Weber CL150 Algicide 5L	23.28
73896	Weber CL150 Algicide 25L	47.31

## WEBER DECORATIVE FINISHES - CULLAMIX TYROLEAN

SIG REFERENCE	COLOUR	£ PRICE (per bag/bucket)
73896	White	24.20
73896	Limestone / Silver / Ivory / Grey / Butter	21.79

## WEBER DECORATIVE FINISHES - FLEXIREND HIGHBUILD

SIG REFERENCE	COLOUR	£ PRICE (per bag/bucket)
73896	Bathstone / Limestone / Oyster / Butter / Grey / Terracotta / Ivory / White	47.53

## WEBER - OTHER FINISHES & ACCESSORIES

SIG REFERENCE	PRODUCT	COLOUR	£ PRICE (per bag/bucket)
73896	Alpine Finish	White	53.67

SIG REFERENCE	PRODUCT	£ PRICE (per item)
73896	Tyrolean Machine	184.97

## WEBER BASE COAT RENDERS AND STIPPLE COATS

SIG REFERENCE	PRODUCT	£ PRICE (per bag)
73896	weber.rend Aid	18.53
73896	weber.rend Stipple	28.63
73896	weber.rend PUC	32.08
73896	weber.rend LAC	29.43

# K REND

## K-REND COLOURED EXTERNAL RENDER FINISHES

SIG REFERENCE	SMOOTH TEXTURED FINISHES	APPLICATION METHOD	£ PRICE (per bag)
73884	Silicone FT (Fine Texture / Pitted Finish)	<b>Trowel applied</b>	<b>21.54</b>
73884	Com-Rend S	<b>Trowel &amp; any render spray machine</b>	<b>21.54</b>
73884	Silicone E-Grade Spray Rend	<b>Any render spray machine</b>	<b>23.40</b>

SIG REFERENCE	ROUGHCAST/DRY DASH FINISHES	APPLICATION METHOD	£ PRICE (per bag)
73884	Silicone Dash Receiver / Overcoating / Roughcast	<b>Trowel applied</b>	<b>21.54</b>
73884	Silicone Spray Dash Receiver	<b>Diesel spray machine</b>	<b>22.29</b>

## K-REND BASE COATS

SIG REFERENCE	PRODUCT	APPLICATION METHOD	£ PRICE (per bag)
73884	UF Base	<b>Trowel &amp; any render spray machine</b>	<b>10.01</b>
73884	UF Fibre Base	<b>Trowel &amp; any render spray machine</b>	<b>10.66</b>
73884	HP12 Base	<b>Trowel &amp; any render spray machine</b>	<b>11.08</b>
73884	HPX Base	<b>Trowel &amp; any render spray machine</b>	<b>21.53</b>

## K-REND BLOCK MORTAR / PARGETING RENDER

SIG REFERENCE	PRODUCT	APPLICATION METHOD	£ PRICE (per bag)
73884	K-MIX Block Mortar	<b>Trowel applied</b>	<b>7.32</b>
73884	K-MIX Pargeting Render	<b>Any render spray machine</b>	<b>7.32</b>

## K-REND ACCESSORIES

SIG REFERENCE	PRODUCT	SIZE	£ PRICE (per item)
73884	Reinforcing Mesh	<b>1 x 50m roll</b>	<b>172.28</b>
73884	Scraping Tool	<b>275 x 105mm</b>	<b>23.67</b>
73884	Liquid Polymer R7 Acrylic	<b>25 Litre container</b>	<b>188.34</b>
73884	Ashlar Cutter		<b>96.85</b>
73884	Spatula	<b>22"</b>	<b>35.83</b>
73884	Darby	<b>4ft</b>	<b>27.87</b>
73884	I Beam Scraping Tool	<b>4ft</b>	<b>31.85</b>
73884	H Section Feather Edge	<b>4ft</b>	<b>35.83</b>
73884	H Section Serrated Edge	<b>4ft</b>	<b>39.81</b>

# ADDITIONAL PRODUCTS

35

ADDITIONAL PRODUCTS

## STAINLESS STEEL FIXING CHANNEL & ACCESSORIES

Used for tying brickwork to steel studding.

SIG REFERENCE	MANUFACTURER	PRODUCT NAME	DIMENSIONS	UNIT	£ PRICE	
A8690	SIG Fixings	25/14 Fixing Channel	2700	1m	20.41	
A8690		Wall Ties - 100mm Projection		per 100	78.12	
A8690		Wall Ties - 125mm Projection		per 100	88.20	
A8690		Wall Ties - 150mm Projection		per 100	99.96	
A8690		Wall Ties - 175mm Projection		per 100	112.98	
A8690		Wall Ties - 200mm Projection		per 100	151.20	
A8690		Fixing Screws - High Thread TEK C/W G12 washer bright zinc plated no.2 drill point	5.5 x 65		each	24.98
A8690		Drive Socket - TEK Screw Adaptor Drive Unit	5/16 magnetic bit		each	16.80

## CHIPBOARD

SIG REFERENCE	MANUFACTURER	PRODUCT NAME	DIMENSIONS	£ PRICE (per board)
98074	Egger	Moisture resistant P5, V313, T & G	18mm x 600mm x 2400mm	POA
98074	Egger	Moisture resistant P5, V313, T & G	22mm x 600mm x 2400mm	POA

## TEMPORARY SITE PROTECTION

SIG REFERENCE	MANUFACTURER	PRODUCT NAME	THICKNESS	SIZE	£ PRICE (per roll)
83523	Britton Merlin	Clear Polythene Sheeting	65mu	4m x 25m	45.97
83523			86mu	4m x 25m	61.38
83523			100mu	4m x 50m	110.02
83523			125mu	4m x 50m	132.33

SIG REFERENCE	MANUFACTURER	PRODUCT NAME	DESCRIPTION	UNIT	£ PRICE (per unit)
A9466	Ockwells	Easi-peel tape	50mm x 33m white	Rolls	7.35
A9466			F/r 50mm x 33m	Rolls	7.88
A9532		Temporary screen props	Ockprop blue adj pole 1.15 - 2.9 mtr	No.	27.00
A9532			Ockprop orange teles pole 2.1-3.95 mtr	No.	36.00
A9538		Zip access doors	Quickprop zip & stick kits	No.	38.37
A9572		Polythene film	Tps heavy duty 6kg 4m x 25m	Rolls	31.50









## PLYWOOD / OSB

SIG REFERENCE	THICKNESS (mm)	WIDTH (mm)	£ PRICE (per sheet)
97027 / 97026 / 97029 / 97030	9	1200	POA
97027 / 97026 / 97029 / 97030	12	1200	POA
97027 / 97026 / 97029	15	1200	POA
97027 / 97026 / 97029 / 97028 / 97030	18	1200	POA

# FIXINGS

## GUIDE TO FIXINGS

### A range of high quality fixings

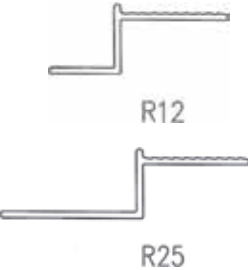
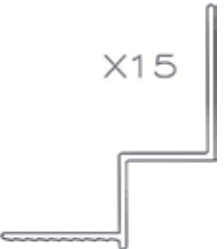

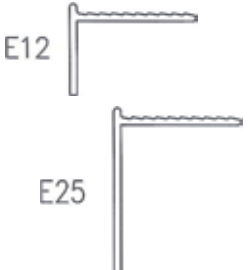
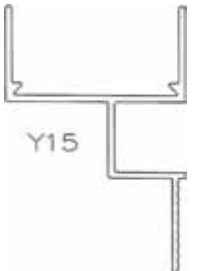
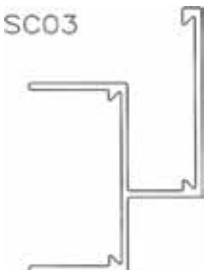
	<p><b>BZP Drywall Screws:</b> Corrosion resistant self-tapping zinc plated steel screws with cross-heads. Ideal for fixing board to stud up to 0.79mm.</p>
	<p><b>Coarse Thread Screws:</b> Specifically designed for installation of boards directly onto timber framework. The coarse thread provides excellent drive and grip for quick and easy installation.</p>
	<p><b>Plugs:</b> Combination of masonry nail and plastic wall fixing for general purpose fixing into brick and concrete.</p>
	<p><b>Wafer Head Drywall Screws:</b> Self-tapping zinc plated steel screw with wafer head and self-drilling points ideal for metal to metal fixing.</p>
	<p><b>Wafer Head Jack Point Screws:</b> Zinc plated self tapping steel screws with self-drilling points ideal for metal to metal fixing.</p>
	<p><b>Collated Drywall Screws:</b> Suitable for use with a wide range of auto feed screw drivers. The collated drywalls allow quick installation of screws into plasterboard.</p>
	<p><b>Metal Nails-Ins:</b> Suitable applications into concrete and full bricks for fixing brackets, straps and general items.</p>
	<p><b>Hammerfix Nylon:</b> Applications for use include concrete, brick and hollow concrete blocks.</p>



## GUIDE TO FIXINGS - USAGE RATES

THICKNESS (mm)	DRYWALL SCREWS TO FIX PLASTERBOARD FOR DIRECT DECORATIONS		GALVANISED NAILS (MM) TO FIX PLASTERBOARD FOR DIRECT DECORATION AND PLASTERBOARD
	TO METAL SECTIONS	TO TIMBER	
Plasterboard			
9.5	25	32	30
12.5	25	36	40
15	25	36	40
19	32	42	50
12.5 over 12.5	36	50	50
15 over 15	42	60	65
12.5 over 19	42	60	65
Thermal Laminates			
25	36	50	50
30	42	60	
32	42	60	65
35	42	60	65
40	60	65	
45	60	75	75
50	60	75	75
Approx requirements			
Screws	1250/100m <sup>2</sup> of board	1250/100m <sup>2</sup> of board	
Nails		5-6kg/100m <sup>2</sup> of board/30 & 40mm	
Nails		7-9kg/100m <sup>2</sup> of board/50, 65 & 75mm	

## GUIDE TO ALUMINIUM TRIMS

 <p>R12</p> <p>R25</p>	<p><b>R12 and R25</b></p> <p><b>Use</b> - Creates a recessed gap between surfaces, e.g. Skirtings, door reveals &amp; ceiling to the wall junctions</p> <p><b>How to apply</b> - Screw fixed via the fixing flange, through plasterboard, into the framework behind. Trims are then finished with a tape &amp; joint application before final decoration.</p>
 <p>X15</p>	<p><b>X15</b></p> <p><b>Use</b> - Used as a suspended ceiling trim for plasterboard soffits. Creates a recessed gap between the wall and ceiling surfaces</p> <p><b>How to apply</b> - Screw fixed through the solid vertical flange to the wall and also via the fixing flange through plasterboard into the framework behind. Trims are then finished with a tape &amp; joint application before final decoration.</p>
 <p>CH01</p>	<p><b>CH01</b></p> <p><b>Use</b> - Used as a suspended ceiling trim for metal ceilings, providing a wedge down facility for cut tiles.</p> <p><b>How to apply</b> - Screw fixed through the back of the channel into the wall. Ceiling tiles (full or cut) are laid onto the horizontal flange. Cut tiles must be wedged down to retain the correct aesthetics of the finished ceiling. The trim also has a facility to accept both straight and angled cleats for joining.</p>
 <p>E12</p> <p>E25</p>	<p><b>E12 and E25</b></p> <p><b>Use</b> - Creates a stop end to cut plasterboard and can be used in dry lining or ceiling applications</p> <p><b>How to apply</b> - Screw fix via the fixing flange through plasterboard into the framework behind. Trims are then finished with a tape &amp; joint application before final decoration.</p>
 <p>Y15</p>	<p><b>Y15</b></p> <p><b>Use</b> - Used as a transition trim between plasterboard and metal tile suspended ceilings creating a recessed gap between the two. The trim has a wedge down facility as with section CH01 for cut metal tiles.</p> <p><b>How to apply</b> - Screw fix via the fixing flange through plasterboard into the framework behind. The trim must either be independently suspended to take the full weight of the metal tiles and/or braced back to the ceiling framework. The trim also has a facility to accept both straight and angled cleats for joining.</p>
 <p>SC03</p>	<p><b>SC03</b></p> <p><b>Use</b> - Used as a suspended ceiling trim for metal ceilings providing a shadowgap detail against the wall together with a wedge down facility for cut tiles.</p> <p><b>How to apply</b> - Screw fixed through the back of the vertical leg into the wall. Ceiling tiles (full or cut) are laid onto the horizontal flange. Cut tiles must be wedged down to retain the correct aesthetics of the finished ceiling. The trim also has a facility to accept both straight and angled cleats for joining.</p>

All trims are created from extruded aluminium; power coated to RAL 9010, 30% gloss and are supplied in 3000mm lengths as standard. Alternative sizes and colours are available on request with bespoke curving facilities for the majority of sections also available.

# BEADS & MESH

## GUIDE TO BEADS & MESH

### ANGLE BEADS

Ref. 550/558

(Pre-Galvanised Steel)

Provides a true, straight corner which protects and reinforces plaster where it is most vulnerable. One size adjusts for thickness.



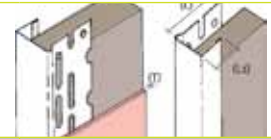
REFERENCE	550	558
For internal use		
<b>T x L (mm)</b>	<b>10/13 x 55</b>	<b>10/13 x 46</b>
<b>Lengths per Carton</b>	<b>50</b>	<b>50</b>
<b>Stock Lengths</b>	<b>2400/2700/3000</b>	<b>2400/2700/3000</b>

### PLASTERBOARD EDGING BEADS

Ref. 567, 568 & 576

(Pre-Galvanised steel)

A reversible, dual-purpose bead which reinforces plasterboard edges by enclosing them in a protective steel section



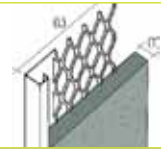
REFERENCE	567	568	576
For internal use			
<b>Plasterboard Thickness</b>	<b>9.5mm</b>	<b>12.5mm</b>	<b>15mm</b>
<b>T x L x L1</b>	<b>2 x 24 x 9</b>	<b>2 x 24 x 12.5</b>	<b>2 x 25.5 x 10</b>
<b>Lengths per Carton</b>	<b>50</b>	<b>50</b>	<b>50</b>
<b>Stock Lengths</b>	<b>3000</b>	<b>3000</b>	<b>3000</b>

### PLASTER STOP BEADS

Ref. 562, 563, 565 & 566

(Pre-Galvanised Steel)

Finishes and protects plaster edges



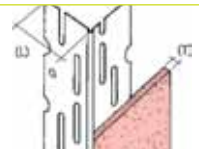
REFERENCE	562	563	565	566
For internal use				
<b>T x L (mm)</b>	<b>10 x 55</b>	<b>10 x 60</b>	<b>16 x 61</b>	<b>19 x 58</b>
<b>Lengths per Carton</b>	<b>50</b>	<b>50</b>	<b>50</b>	<b>50</b>
<b>Stock Lengths</b>	<b>2400/3000</b>	<b>2400/3000</b>	<b>2400/3000</b>	<b>2400/3000</b>

### THIN COAT ANGLE BEADS

Ref. 553

(Pre-Galvanised steel)

For 3mm plaster finishes on plasterboard or any smooth background



REFERENCE	553
For internal use	
<b>T x L (mm)</b>	<b>3 x 24</b>
<b>Lengths per Carton</b>	<b>50</b>
<b>Stock Lengths</b>	<b>2400/2700/3000</b>

### UPVC BEADS

Ref. PTC002

Provides a true, clean corner for plasterboard or any smooth background.

Protects and reinforces plasterboard joists to minimise cracking.



REFERENCE	PTC002
For internal and external use	
<b>Plaster Thickness</b>	<b>3mm</b>
<b>T x L (mm)</b>	<b>3 x 25</b>
<b>Lengths per Carton</b>	<b>25</b>
<b>Bead Lengths</b>	<b>White 2500</b> <b>Coloured 3000</b>

## THIN COAT STOP BEADS

Ref. 560 & 561  
(Pre-Galvanised steel)


Finishes and reinforces edges of thin-coat plaster



REFERENCE	560	561
For internal use		
<b>T x L (mm)</b>	<b>3 x 28</b>	<b>6 x 25</b>
<b>Lengths per Carton</b>	<b>50</b>	<b>50</b>
<b>Stock Lengths</b>	<b>2400/3000</b>	<b>2400/3000</b>

## METAL LATHING

BB263 – Provides a key for lightweight plasters over small openings and chases.  
BB264 – Carrier for lightweight plaster finishes on walls and ceilings.  
BB265 – General plaster reinforcement.



REFERENCE	MATERIAL THICKNESS (mm)	NOMINAL WEIGHT (kg/m <sup>2</sup> )	MESH SIZE SW (mm)	MAXIMUM FIXING CENTRE (mm)	SHEET SIZE (mm)
For internal use					
<b>263</b>	<b>0.500</b>	<b>1.11</b>	<b>9</b>	<b>300</b>	<b>2500 x 700</b>
<b>264</b>	<b>0.725</b>	<b>1.61</b>	<b>9</b>	<b>350</b>	<b>2500 x 700</b>
<b>265</b>	<b>0.400</b>	<b>0.90</b>	<b>9</b>	<b>300</b>	<b>2500 x 700</b>

## METAL LATHING

Riblath  
267 – Stainless steel carrier for render finishes.



REFERENCE	MATERIAL THICKNESS (mm)	NOMINAL WEIGHT (kg/m <sup>2</sup> )	RIB DEPTH (mm)	MAXIMUM CENTRES OF SUPPORT (mm)	SHEET SIZE (mm)
For external use					
<b>267</b>	<b>0.3</b>	<b>1.16</b>	<b>8</b>	<b>600</b>	<b>2500 x 600</b>

95S – Stainless steel carrier for render finishes.



REFERENCE	MATERIAL THICKNESS (mm)	NOMINAL WEIGHT (kg/m <sup>2</sup> )	MESH SIZE SW & LW (mm)	MAXIMUM FIXING CENTRES (mm)	SHEET SIZE (mm)
For external use					
<b>95S</b>	<b>0.460</b>	<b>1.15</b>	<b>9.2 x 28.6</b>	<b>350</b>	<b>2500 x 700</b>

# BRANCH LOCATIONS



**Aberdeen Branch**  
Tel: 01224 825825  
Fax: 01224 822892

**Bedford Branch**  
Tel: 01234 761100  
Fax: 01234 272157

**Birmingham Branch**  
Tel: 0121 665 3050  
Fax: 0121 665 3075

**Bristol Branch**  
Tel: 0117 931 3400  
Fax: 0117 931 3411

**Cardiff Branch**  
Tel: 0292 066 2900  
Fax: 0292 066 2911

**Eurocentral Branch**  
Tel: 01698 833755  
Fax: 01698 733048

**Inverness Branch**  
Tel: 01463 701200  
Fax: 01463 701201

**Leeds Branch**  
Tel: 0113 385 7700  
Fax: 0113 385 7701

**Leicester Branch**  
Tel: 0116 232 5019  
Fax: 0116 232 5018

**Liverpool Branch**  
Tel: 0151 547 7680  
Fax: 0151 547 7681

**London East Branch**  
Tel: 020 8477 9500  
Fax: 020 8477 9501

**London West Branch**  
Tel: 020 8839 4321  
Fax: 020 8839 4301

**Loughborough Branch**  
Tel: 01509 231891  
Fax: 01509 232869

**Manchester Branch**  
Tel: 0161 876 4776  
Fax: 0161 876 4775

**Newcastle Branch**  
Tel: 0191 226 3110  
Fax: 0191 226 3111

**Norwich Branch**  
Tel: 01603 765660  
Fax: 01603 226000

**Perth Branch**  
Tel: 01738 445511  
Fax: 01738 445510

**Plymouth Branch**  
Tel: 01752 675400  
Fax: 01752 675419

**Sheffield Branch**  
Tel: 0114 241 3000  
Fax: 0114 241 3001

**Southampton Branch**  
Tel: 023 8074 0074  
Fax: 023 8074 0122

**Tonbridge Branch**  
Tel: 01732 370 500  
Fax: 01732 370 530

[www.sheffins.co.uk](http://www.sheffins.co.uk)



**Bridgwater Branch**  
Tel: 01278 686000  
Fax: 01278 686006

**Chesterfield Branch**  
Tel: 01246 450505  
Fax: 01246 456156

**Colchester Branch**  
Tel: 01206 214600  
Fax: 01206 214610

**Coventry Branch**  
Tel: 024 7664 4373  
Fax: 024 7664 4588

**Crewe Branch**  
Tel: 01270 530800  
Fax: 01270 530830

**Heathrow Branch**  
Tel: 01753 685131  
Fax: 01753 681623

**Leominster Branch**  
Tel: 01568 708975  
Fax: 01568 709279

[www.warren.co.uk](http://www.warren.co.uk)



**Bradford Branch**  
Tel: 01274 711470  
Fax: 01274 711471

**Bristol Branch**  
Tel: 0117 9160770  
Fax: 0117 9381876

**Burton-on-Trent Branch**  
Tel: 01283 517777  
Fax: 01283 511200

**Manchester Branch**  
Tel: 0161 793 1100  
Fax: 0161 793 1155

**Sheffield Branch**  
Tel: 0114 244 1420  
Fax: 0114 242 3317

**Sidcup Branch**  
Tel: 020 8308 6950  
Fax: 020 8308 6951

**Wycombe Branch**  
Tel: 01494 462001  
Fax: 01494 462002

[www.orientrent.co.uk](http://www.orientrent.co.uk)



**Aberdeen Branch**  
Tel: 01224 771566  
Fax: 01224 770319

**Bedford Branch**  
Tel: 01234 761490  
Fax: 01234 761499

**Birmingham Branch**  
Tel: 0121 665 3060  
Fax: 0121 544 8026

**Bristol Branch**  
Tel: 0117 931 3420  
Fax: 0117 931 3425

**Chesterfield Branch**  
Tel: 01246 269537  
Fax: 01246 261725

**Glasgow Branch**  
Tel: 0141 643 3600  
Fax: 0141 641 2426

**Heathrow Branch**  
Tel: 01753 687272  
Fax: 01753 681623

**Leeds Branch**  
Tel: 0113 385 7777  
Fax: 0113 385 7778

**Leicester Branch**  
Tel: 0116 232 5000  
Fax: 0116 232 5001

**London East Branch**  
Tel: 020 7473 9310  
Fax: 020 7473 9311

**London West Branch**  
Tel: 020 8839 4290  
Fax: 020 8839 4301

**Newcastle Branch**  
Tel: 0191 226 6730  
Fax: 0191 226 6731

**Newton-Le-Willows Branch**  
Tel: 01925 225252  
Fax: 01925 229700

**Norwich Branch**  
Tel: 023 9269 6733  
Fax: 01603 226025

**Plymouth Branch**  
Tel: 01752 675417  
Fax: 01752 675418

**Portsmouth Branch**  
Tel: 023 9269 6733  
Fax: 023 9266 1406

**Swansea Branch**  
Tel: 01792 588461  
Fax: 01792 583849

[www.kitsonsthermal.co.uk](http://www.kitsonsthermal.co.uk)



**Shobdon Branch**  
Tel: 01568 708888  
Fax: 01568 708181

**Wolverhampton Branch**  
Tel: 01902 733711  
Fax: 01902 733722

[www.woodsinsulation.co.uk](http://www.woodsinsulation.co.uk)



**Southampton Branch**  
Tel: 023 8062 5550  
Fax: 023 8062 5551

**London Branch**  
Tel: 020 8556 4411  
Fax: 020 8556 4472

[www.solentinsulation.co.uk](http://www.solentinsulation.co.uk)



**Brighton Branch**  
Tel: 01273 878700  
Fax: 01273 878704

**Worthing Branch**  
Tel: 01903 218115  
Fax: 01903 823298

[www.franklinltd.co.uk](http://www.franklinltd.co.uk)



**Peterborough Branch**  
Tel: 01733 202299  
Fax: 01733 208401

[www.chdwhittlesey.co.uk](http://www.chdwhittlesey.co.uk)



**Witney Branch**  
Tel: 01993 700993  
Fax: 01993 708993

[www.chinsulation.co.uk](http://www.chinsulation.co.uk)



**Stirling Branch**  
Tel: 01786 849100  
Fax: 01786 849940

[www.clyde-insulation.co.uk](http://www.clyde-insulation.co.uk)



**Basingstoke Branch**  
Tel: 01256 335401  
Fax: 01256 335402

**Brentford Branch**  
Tel: 020 8232 8509  
Fax: 020 8568 4059

[www.builders-express.co.uk](http://www.builders-express.co.uk)



**Aylesford Branch**  
Tel: 01622 791100  
Fax: 01622 791375

**Barking Branch**  
Tel: 020 8477 9499  
Fax: 020 8591 0351

**Bedford Branch**  
Tel: 01234 761112  
Fax: 01234 343584

**Birmingham Branch**  
Tel: 0121 380 1600  
Fax: 0121 380 1616

**Birmingham (West Bromwich) Branch**  
Tel: 0121 565 5700  
Fax: 0121 558 3233

**Bristol Branch**  
Tel: 0117 931 3432  
Fax: 0117 931 3433

**Cardiff Branch**  
Tel: 029 2047 4787  
Fax: 029 2047 4797

**Croydon Branch**  
Tel: 020 8684 7775  
Fax: 020 8683 3660

**Edmonton Branch**  
Tel: 020 8884 3444  
Fax: 020 8884 5471

**Gateshead Branch**  
Tel: 0191 482 4211  
Fax: 0191 482 3500

**Glasgow Branch**  
Tel: 0141 440 6960  
Fax: 0141 440 6961

**Leeds Branch**  
Tel: 0113 270 0333  
Fax: 0113 270 2839

**Leicester Branch**  
Tel: 0116 255 1585  
Fax: 0116 255 1745

**Liverpool Branch**  
Tel: 0151 547 5288  
Fax: 0151 547 5299

**Luton Branch**  
Tel: 01582 594222  
Fax: 01582 595222

**Manchester Branch**  
Tel: 0161 874 5311  
Fax: 0161 874 5312

**Norwich Branch**  
Tel: 01603 766471  
Fax: 01603 764685

**Nottingham Branch**  
Tel: 0115 944 1359  
Fax: 0115 930 9249

**Plymouth Branch**  
Tel: 01752 675414  
Fax: 01752 675413

**Portsmouth Branch**  
Tel: 023 9222 2050  
Fax: 023 9222 2051

**Sheffield Branch**  
Tel: 0114 2317317  
Fax: 0114 2317318

**Slough Branch**  
Tel: 01753 691818  
Fax: 01753 694485

**Southwark Branch**  
Tel: 020 7064 4900  
Fax: 020 7064 4919

**Twickenham Branch**  
Tel: 020 8891 5971  
Fax: 020 8892 5218

[www.cpddistribution.co.uk](http://www.cpddistribution.co.uk)