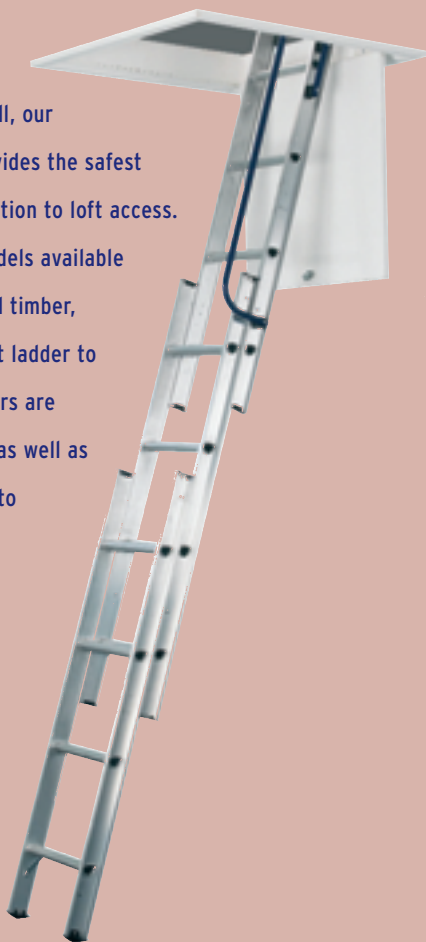


WELCOME TO LOFT LADDERS

Quick and simple to install, our range of loft ladders provides the safest and most convenient solution to loft access. With a wide choice of models available made from aluminium and timber, you can find the right loft ladder to suit your needs. All ladders are supplied with all fittings as well as comprehensive and easy to follow instructions.



Arrow Aluminium 2 Section	32
Arrow Aluminium 3 Section	33
Blue Seal Aluminium 3 Section Easy Stow	34
Arrow Timber Sliding 2 Section	36
Timber Complete Loft Access Kit	37
Blue Seal Deluxe Timber Complete Access Kit	38
Promaster Concertina	40

ALUMINIUM 2 SECTION LOFT LADDER

ARROW


- Suitable for heights up to 2.66m (8'9")
- Wide non-slip 'D' rungs for comfort and security
- Unique friction guides for smooth and easy operation
- Suitable for DIY installation. Includes all components and easy to follow instructions
- Suitable for domestic use only




BS 7553
Class G



100 Kg
15.8 Stone



In-loft stowed position



Product Code	Section	Handrail	Max Floor to Loft Height	Min Loft Opening Size (LxW)
34002	2	1	2.66m (8'9")	0.38m x 0.38 (1'3" x 1'3")
32000	2	0	2.66m (8'9")	0.38m x 0.38 (1'3" x 1'3")

ALUMINIUM 3 SECTION LOFT LADDER

ARROW

- Suitable for heights up to 3m (9'10")
- Wide non-slip 'D' rungs for comfort and security
- Unique friction guides for smooth and easy operation
- Handrail for added safety when entering or leaving the loft
- Suitable for DIY installation. Includes all components and easy to follow instructions
- Suitable for domestic use only



BS 7553
Class H

150 Kg
23.6 Stone



In-loft stowed position



Product Code	Sections	Max Floor to Loft Height	Min Loft Opening Size (LxW)	Min Clearance Arc	Min Storage Space
34003	3	3m (9'10")	0.508m x 0.406m (1'8" x 1'4")	0.76m (2'6")	1.18m (3'11")

BLUE SEAL ALUMINIUM 3 SECTION EASY STOW LOFT LADDER

- Suitable for heights up to 3m (9'10")
- Spring assisted 'Easy Stow' system gives total control when lowering or stowing the loft ladder
- In-loft handrail for added safety when entering or leaving the loft
- Suitable for DIY installation. Includes all components and easy to follow instructions
- Suitable for professional and domestic use



BS 7553
Class H



Includes trap catch and hinges



Provides secure in-loft hand hold



Spring assistance aids stowage

Product Code	Sections	Max Floor to Loft Height	Min Loft Opening Size (LxW)	Min Clearance Arc	Min Storage Space
33003	3	3m (9'10")	0.51m x 0.41m (1'8" x 1'4")	0.79m (2'7")	1.18m (3'11")



Spring resistance prevents dropping

TIMBER SLIDING 2 SECTION LOFT LADDER

ARROW

- Suitable for heights up to 3m (9'10")
- Spring assisted twin power arms give total control when lowering or stowing the loft ladder
- Suitable for DIY installation. Includes all components and easy to follow instructions
- Conforms to BS 7553 Class H
- Suitable for professional and domestic use

150 Kg
23.6 Stone



Locking catch for safety



Wide non-slip treads



Spring assisted twin power arms

Product Code	Sections	Max Floor to Loft Height	Min Loft Opening Size (LxW)	Min Clearance Arc	Min Storage Space
34004	2	3m (9'10")	0.51m x 0.45m (1'8" x 1'6")	1.05m (3'5")	1.55m (5'1")

TIMBER COMPLETE LOFT ACCESS KIT

- A complete loft access solution including ladder, loft surround, 26mm insulated trapdoor and spring assisted stowage
- Uses no further loft space - ladder stores within trap door
- Wide and deep timber treads for comfort when climbing
- Conforms to DIN 4570
- Suitable for professional and domestic use

150 Kg
23.6 Stone



Folds compactly for easy storage



Spring assisted stowage

Product Code	Sections	Max Floor to Loft Height	Min Loft Opening Size
35002	3	2.8m (9'2")	1.12m x 0.6m (3'8" x 2')

BLUE SEAL DELUXE TIMBER COMPLETE LOFT ACCESS KIT

- Quality pinewood loft ladder with dovetail joints
- Fully insulated 46mm thick hatch cover in white finish
- Spring assisted stowage
- Handrail included
- Protective feet
- Uses no further loft space - ladder stores within trap door
- Wide and deep timber treads for comfort when climbing
- Conforms to DIN 4570
- Suitable for professional and domestic use

150 Kg
23.6 Stone



Folds compactly for easy storage

Product Code	Sections	Max Floor to Loft Height	Min Loft Opening Size
35004	3	2.8m (9'2")	1.12m x 0.6m (3'8" x 2')



Spring assisted stowage



Secure non-slip treads
warm to touch


PROMASTER CONCERTINA LOFT LADDER

PROMASTER

- Suitable for heights up to 2.5m (8'3")
- Requires almost no inside loft clearance, folds compactly above trapdoor
- Requires minimal vertical clearance
- Comfortable 45mm treads
- Suitable for professional and domestic use



100 Kg
15.8 Stone



Folds compactly for easy storage



Product Code	Floor to Loft Height	Min Loft Opening Size	Product Weight
63005	2.5m (8'3") +/- 0.1m (3")	0.46m x 0.36m (1'6" x 1'2")	11kg